

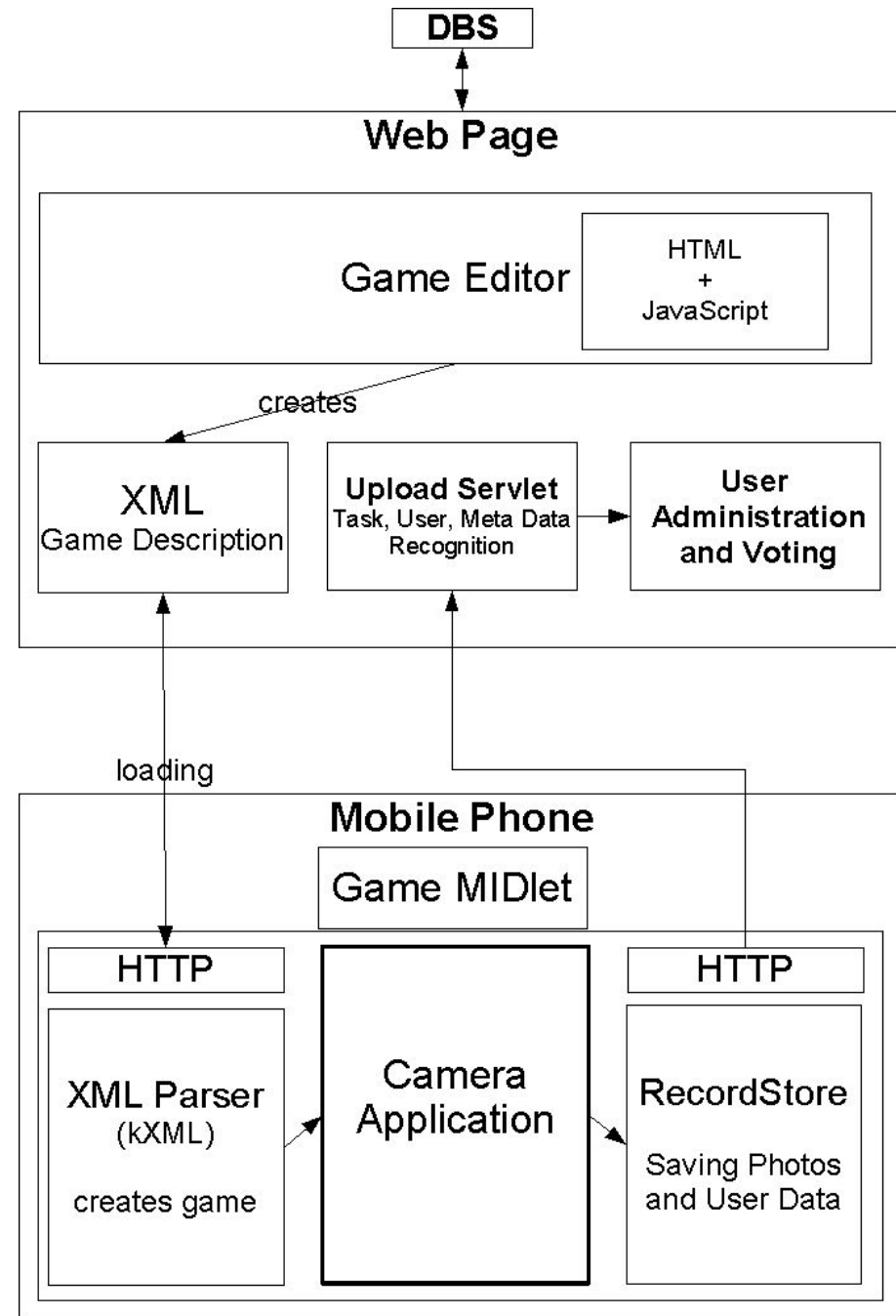


XML-Documents in JaGD

Building & using exchangeable
content for
J2ME applications



Architecture Overview





Website – Game Creator

Game Options - Step 1/3 step 1

Category: *

Title: *

Start Date:

Start Time:

End Date: *

End Time: *

Max Player:

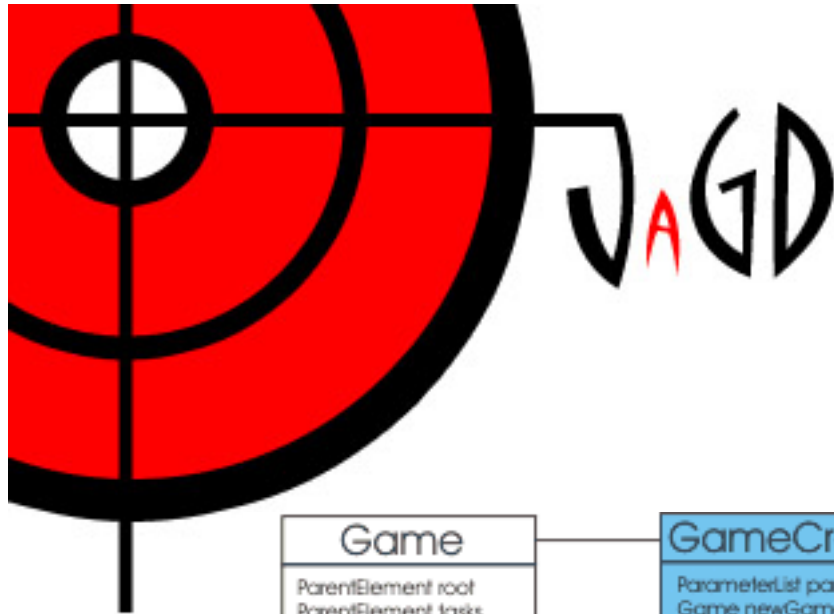
Ordered: True ▼

Sharing Allowed: True ▼

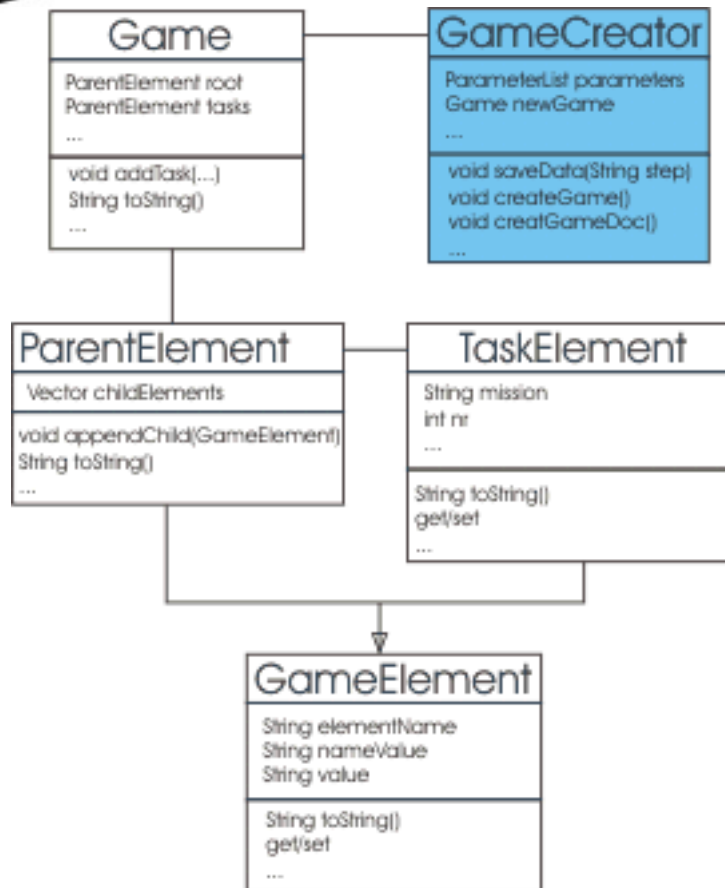
Instructions:

**necessary*

[Open game creator via http://141.84.8.96:8080/jagd/Login](http://141.84.8.96:8080/jagd/Login)



Building the XML file



```

- <game>
- <author>
  <name>Hans</name>
  <userName>Hansi</userName>
</author>
- <description>
  <gameID>1421234</gameID>
  <title>Photo Treasure Hunt</title>
  <instruction>Take some funny pictures. :)</instruction>
+ <start></start>
+ <end></end>
  <playerMax>6</playerMax>
  <sharingAllowed>true</sharingAllowed>
  <ordered>false</ordered>
</description>
+ <lookAndFeel></lookAndFeel>
- <tasks>
  - <task m="1" points="3" maxPics="3">
    <mission>Take a picture of whatever.</mission>
  </task>
  - <task m="2" points="4" maxPics="0">
    <!-- 0 = endless -->
    <mission>Take a picture of whatever again.</mission>
  </task>
</tasks>
</game>
  
```



Comparison: Mobile – Website – XML file



Instruction

Willkommen in München! Um diese aussergewöhnlich einzigartige Stadt kennen zu lernen erfüllen sie die nachfolgenden Aufgaben in der richtigen Reihenfolge.

<instruction>

Willkommen in München! Um diese aussergewöhnlich einzigartige Stadt kennen zu lernen erfüllen sie die nachfolgenden Aufgaben in der richtigen Reihenfolge.

</instruction>