


LFE Medieninformatik • Eric Rademacher

DigitSense

Grasp Recognition Using Fingerprint Sensors

**Medieninformatik Oberseminar
Sommersemester 2010
Antrittsvortrag Masterarbeit
Betreuer: Raphael Wimmer
Verantwortlicher Hochschullehrer:
Prof. Dr. Heinrich Hußmann**





Goal

Grasp Recognition: How is the object lying in the hand?

Using Fingerprint Sensors: Which parts of the hand touch the sensors?

NOT about: orientation of the device in 3D space

BUT about: which part of the hand touches which surface



Wimmer et al, 2009 [1]

Motivation:

- Extending interaction interface to whole surface
- Using grasp as implicit or explicit interaction possibility
- Adjusting display interface to user's handedness
- Implicit user recognition

Related Work

Grasp Recognition: HandSense Wimmer et al, 2009 [1]

Grasp Recognition Using Capacitive Sensors

- 4 sensors => 80% correct estimates
- Very quick, no complex algorithms
- No user recognition possible



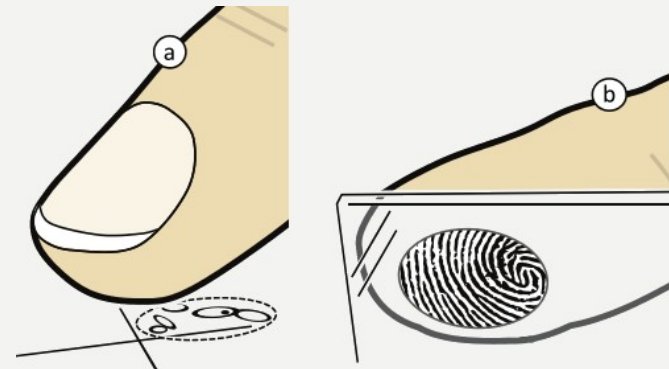
Wimmer et al, 2009 [1]

Fingerprint Sensors: Holz et al, 2010 [3]

Generalized Perceived Input Point Model

Increasing Touch Accuracy Using Fingerprints

- Calibration: storing fingerprints at different orientations
- Recognition: SURF Bay et al, 2006 [2]
(Speeded Up Robust Features)



Holz et al, 2010 [3]



Challenges

Identify hand part on sensor in Real Time (Matching)

- Brute Force search (employing directional fields)
- Feature Extraction (SURF: Speeded Up Robust Features Bay et al, 2006 [2])
- Minutiae-based Matching

Derive grasp out of hand parts in Real Time

- 3D model fitting

Prototype

- Sphere input device with 5-6 sweep sensors
- Sensor model AuthenTec AES2501 [4] (9,8 mm * 0,8 mm)

User Study

- How reliably are grasps recognized among different users?



AuthenTec AES2501 [7]



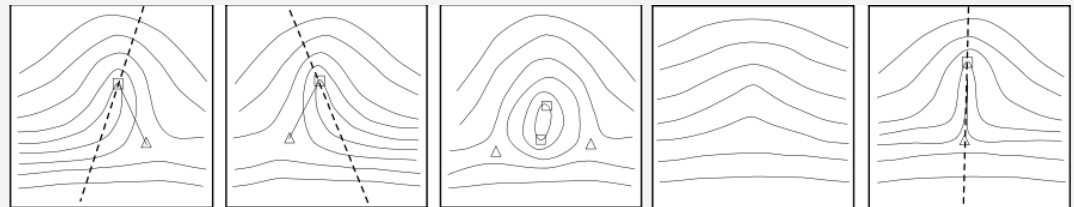
Fingerprints

Maltoni et al, 2009 [5]


- Fully developed at about 7 months of fetus development
- Structure partially genetically, partially environmentally formed
- Do not change during a whole lifetime (except for bruises, scars...)
- Uniqueness not scientifically established fact, but empirical observation

- Structure:

- Level 1:
General ridge line flow
and singularities



- Level 2: Minutiae



- Level 3: Ridge details and sweat pores: high-res images necessary

Matching





Approaches

Correlation-Based (Brute Force)

- Superimpose fingerprints and calculate a similarity measure
- On pixel-level extremely slow and vulnerable to image quality (skin condition, distortion...)
- For us: small slices often not unique enough

Minutiae-Based



- Most popular approach due to high reliability
- Many steps necessary for good results (image enhancement, binarization, thinning, minutiae detection, minutiae filtering)
=> slow
- For us: not each slice contains minutiae
(on average ~1,76 minutiae/slice)

Feature-Based

- Generic computer vision approach
- Promising, but no useful results yet with SURF

Directional Field Bazen et al, 2002 [6]

Average of gradients on pixel level




Merged as blocks of 8 x 8 values
192 x 16 pixels => 24 x 2 orientations


Disadvantage: details like minutiae get lost



Masterarbeit Eric Rademacher	2010																												
	April				Mai				Juni				Juli				August				September				Oktober				
	14	15	16	17	18	19	20	21	22	23	24	25	26	27	28	29	30	31	32	33	34	35	36	37	38	39	40	41	42
Literaturrecherche																													
Treiber AES2501																													
Algorithmensuche																													
Demo-Entwicklung																													
SURF/SIFT hinkriegen																													
Performancevergleich Brute Force mit/ohne directional field und SURF																													
Ganzhandscans erstellen																													
Studie: Wie gut lassen sich verschiedene Handbereiche identifizieren?																													
Studie: Einfluss der Scanbereichsgröße auf Erkennungsgenauigkeit?																													
Flachprototyp zur Verifikation																													
Kombination von Scanslots zur gegenseitigen Verifikation																													
3D-Modell der Hand																													
3D-Prototyp																													
User Study: wie gut lassen sich verschiedene Hände bearbeiten?																													
Ausarbeitung																													
Pufferzeit																													



Fragen?





Resources

- [1] R. Wimmer, S. Boring (2009). HandSense - Discriminating Different Ways of Grasping and Holding a Tangible User Interface. Proceedings of the 3rd International Conference on Tangible and Embedded Interaction - TEI '09.
- [2] H. Bay, T. Tuytelaars, L. Gool (2006). SURF: Speeded Up Robust Features. ECCV 2006
- [3] C. Holz, P. Baudisch (2010). The generalized perceived input point model and how to double touch accuracy by extracting fingerprints. Proceedings of CHI'10, pp. 581–590
- [4] <http://www.authentec.com/products-pcsandperipherals-aes2501b-spec.cfm>
- [5] D. Maltoni, D. Maio, A.K. Jain, S. Prabhakar (2009). Handbook of Fingerprint Recognition. ISBN: 978-1-84882-253-5
- [6] A. Bazen, S. Gerez (2002). Systematic Methods for the Computation of the Directional Fields and Singular Points of Fingerprints. Analysis 2002, Volume 24, Issue 7
- [7] http://www.griaulebiometrics.com/page/fingerprint_sdk/supported_readers