

# A Taxonomy of Vulnerable Road Users for HCI Based On A Systematic Literature Review

Kai Holländer\*  
 kai.hollaender@ifif.lmu.de  
 LMU Munich  
 Munich, Germany

Mark Colley\*  
 mark.colley@uni-ulm.de  
 Institute of Media Informatics, Ulm University  
 Ulm, Germany

Enrico Rukzio  
 enrico.rukzio@uni-ulm.de  
 Institute of Media Informatics, Ulm University  
 Ulm, Germany

Andreas Butz  
 andreas.butz@ifif.lmu.de  
 LMU Munich  
 Munich, Germany

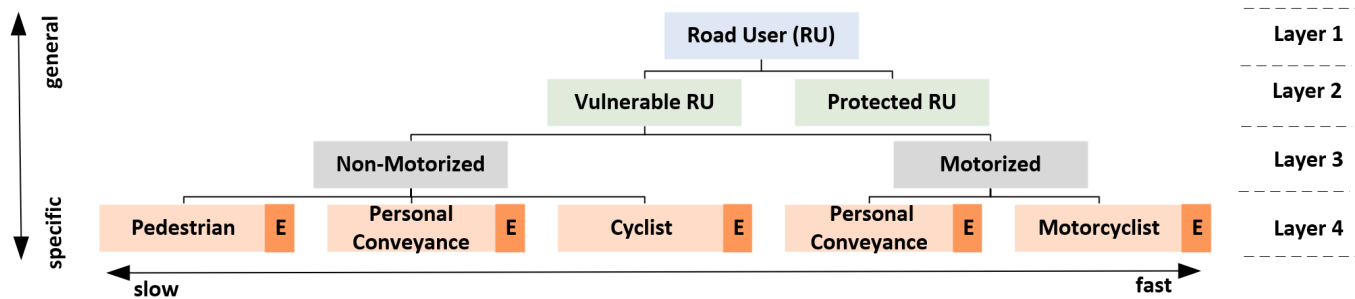


Figure 1: Hierarchical four-layer taxonomy of *vulnerable road users*.

## ABSTRACT

Recent automotive research often focuses on automated driving, including the interaction between automated vehicles (AVs) and so-called “vulnerable road users” (VRUs). While road safety statistics and traffic psychology at least define VRUs as pedestrians, cyclists, and motorcyclists, many publications on human-vehicle interaction use the term without even defining it. The actual target group remains unclear. Since each group already poses a broad spectrum of research challenges, a one-fits-all solution seems unrealistic and inappropriate, and a much clearer differentiation is required. To foster clarity and comprehensibility, we propose a literature-based taxonomy providing a structured separation of (vulnerable) road users, designed to particularly (but not exclusively) support research on the communication between VRUs and AVs. It consists of two conceptual hierarchies and will help practitioners and researchers by providing a uniform and comparable set of terms needed for the design, implementation, and description of HCI applications.

\*Both authors contributed equally to this research.

Permission to make digital or hard copies of all or part of this work for personal or classroom use is granted without fee provided that copies are not made or distributed for profit or commercial advantage and that copies bear this notice and the full citation on the first page. Copyrights for components of this work owned by others than the author(s) must be honored. Abstracting with credit is permitted. To copy otherwise, or republish, to post on servers or to redistribute to lists, requires prior specific permission and/or a fee. Request permissions from [permissions@acm.org](mailto:permissions@acm.org).

CHI '21, May 8–13, 2021, Yokohama, Japan

© 2021 Copyright held by the owner/author(s). Publication rights licensed to ACM.  
 ACM ISBN 978-1-4503-8096-6/21/05...\$15.00  
<https://doi.org/10.1145/3411764.3445480>

## CCS CONCEPTS

• **Human-centered computing** → HCI theory, concepts and models.

## KEYWORDS

Automated vehicles; external communication; taxonomy; vulnerable road users; eHMIs

## ACM Reference Format:

Kai Holländer, Mark Colley, Enrico Rukzio, and Andreas Butz. 2021. A Taxonomy of Vulnerable Road Users for HCI Based On A Systematic Literature Review. In *CHI Conference on Human Factors in Computing Systems (CHI '21)*, May 8–13, 2021, Yokohama, Japan. ACM, New York, NY, USA, 13 pages. <https://doi.org/10.1145/3411764.3445480>

## 1 INTRODUCTION

Academic and industrial research investigates the design of fully automated vehicles (AVs) [135]. The increasing level of automation will change how people interact with vehicles [19, 77, 200]. This change leads to novel design considerations which will reshape human-machine interfaces (HMIs) on the inside and the outside of vehicles [77, 137, 180, 209, 246]. Depending on the level of automation, the role of passengers inside a car might evolve into active collaborators rather than designated “drivers” [239–241]. In SAE Automation Level 5, humans will not intervene in vehicle control at all [205]. In a transitional phase, however, there will be mixed traffic with varying automation levels and modes of operation, which might become a source of confusion. Eventually, the complete spectrum of road users (e.g., scooter, car, truck and bus drivers, cyclists,

pedestrians, motorcyclists, robots or animals such as guide dogs) will interact with AVs from an outside perspective [172]. In contrast to manual driving, no human signals will be available for right of way negotiations, warnings, or further cues in fully automated driving [180]. This will create potentially complex and dangerous interaction scenarios, such as pedestrians crossing in front of (multiple) AVs, cyclists on dense urban roads, or scooters navigating through traffic with vehicles of mixed automation levels and modes. Not fully understanding the intentions of every relevant road user will invariably lead to accidents. One solution to overcome the lack of communication with potentially absent human drivers in AVs and to raise awareness of VRUs could be external human-machine interfaces (eHMIs) [39, 40, 42, 61, 112, 155, 174]. External cues of AVs on these eHMIs could reduce misunderstandings and unclear situations and thereby enhance traffic safety. To foster traffic safety and the acceptance of AVs, eHMIs should be especially targeted at VRUs [42, 110]. However, the definition of VRUs originates from traffic safety observations and is not adequate for the design and implementation of human-vehicle (HCI) communication systems.

The World Health Organization (WHO) defines vulnerable road users as pedestrians, cyclists, and drivers of motorized two-wheelers [184]. VRUs are mainly unprotected in case of a collision and account for more than half of all fatalities in road accidents worldwide [46]. However, it seems that there is no common understanding of VRUs in the human-computer interaction research domain. Some publications refer to VRUs in line with the WHO definition [82, 164], others use VRUs as a synonym for pedestrians [2, 16, 217] or do not define the term at all [117]. Some authors distinguish certain aspects of VRUs such as age [65, 91, 166] and gender [91, 166], police-reported alcohol involvement [65], location, and action [166]. The WHO definition of VRUs (pedestrians, cyclists and motorcyclists [184]) is too broad to be targeted completely by a single human-computer interaction (HCI) concept or application. For example, designing (two-way) external automotive user interfaces for cyclists might not result in useful outcomes for pedestrians and vice-versa. Additionally, an eHMI validated with healthy middle-aged adults might not prove effective for children or pedestrians with visual impairments. Due to the complexity and fundamental differences within the VRU subgroups, a more specific separation seems necessary. Especially pedestrians are diverse, e.g., in age, vision, physical or mental capabilities [55]. In addition to eHMIs, there is also numerous HCI work focusing on (vulnerable) road users, for example, aiding cardiac patients in cycling [90] or warning distracted pedestrians before walking onto a street [120]. Thus, through the lens of HCI design, a more fine-grained differentiation between different types of road users in the context of HCI systems seems necessary.

A common understanding of target groups could benefit the development, classification, and comparison of prototypes. It could also help to uncover research gaps and to foster inclusion as well as accessibility for the future of automated driving. To this end, we present a taxonomy regarding VRUs for HCI researchers and practitioners. To our knowledge, there is no established taxonomy for this context yet. We conducted an exhaustive literature research in the domains of HCI and especially automotive user interface research, as well as a basic literature analysis in traffic psychology and traffic safety research. The resulting taxonomy consists of

seven layers ordered in two separate conceptual hierarchies and is visualized as tree diagrams, see Figure 1 and Figure 3.

This taxonomy will help to categorize existing work and to indicate research gaps. Furthermore, publications using terms from this taxonomy can be reviewed, compared, and expanded according to the presented structure.

**Contribution Statement:** This work contributes a literature-derived taxonomy for designers of HCI solutions for VRUs. We present (1) an analysis of current work in the field of external communication between AVs and VRUs and (2) derive a detailed taxonomy of VRUs for HCI research and practice.

## 2 BACKGROUND

We started our analysis by looking at how traffic safety institutions define road users (RUs) and VRUs. While these categorizations fit the purpose of classifying road safety data, we found that they are too broad for HCI design. A literature research in related HCI publications showed that the term is used inconsistently. Furthermore, we include an overview on how to design for people with different abilities and show how our taxonomy supports these findings.

### 2.1 Definitions of Road Users in the Context of Road Safety

The Collins Dictionary defines RUs as “anyone who uses a road, such as a pedestrian, cyclist or motorist” [194][p. 1]. Other definitions vary between three to five subcategories always including pedestrians, motorcyclists, and additionally either “car occupants” [156], “motorised four-wheeler occupants” [171] or “vehicle occupants” [172]. Bicyclists (sometimes referred to as “pedal cyclists”) are commonly defined as a unique subgroup [171, 172] and unspecified road users [172]. The WHO groups road safety incidents by the five subcategories: “Drivers/passengers of 4-wheeled vehicles”, “Drivers/passengers of motorized 2- or 3-wheelers”, “Cyclists”, “Pedestrians”, and “Other/unspecified road users” [184]. The National Highway Traffic Safety Administration (NHTSA) provides a query tool [6] to subset data in their traffic safety reporting systems [4, 5, 7] with seven main categories: “Crashes”, “Vehicles”, “People”, “Drivers”, “Occupants”, “Pedestrians”, “Pedalcyclists”. In the project SARTRE (Social Attitudes to Road Traffic Risk in Europe), road users were distinguished between car drivers, motorcyclists, and “other road users”, which consists of “pedestrians, cyclists, and users of public transport” [12].

### 2.2 Vulnerable Road Users

VRUs are mainly described as pedestrians, cyclists, and motorcyclists [185] as this group accounts for more than 50% of traffic fatalities [184]. Other definitions refer to VRUs as road users who are not protected by an outside shield [46, 245]. Furthermore, there are specific user groups that require further considerations, for example, pedestrians with limited mobility. Therefore, some definitions additionally include individual capabilities [72, 176]. The European Commission defines VRUs as “non-motorized road users, such as pedestrians and cyclists as well as motorcyclists and persons with disabilities or reduced mobility and orientation” [190]. In line with the European Commission for Mobility and Transport, we argue that a classification of VRUs should consider VRUs with further

special needs. Today, there are  $\approx 1.3$  billion people with some and 217 million people with moderate to severe vision impairment [26]. About 36 million people are blind [182]; 466 million people suffer from a loss of hearing [183]. Furthermore, there are strong indications that age-related abilities and cognitive skills should be considered [224]. For example, children only begin to fluently read at the age of  $\approx 7$  and have largely disparate skill sets [30, 100].

### 2.3 Designing for People with Different Abilities

HCI prototypes can benefit from a customized user-centered design approach [42, 109]. Universal Design aims at creating products to be accessed, understood, and used in a natural manner, without needing adaptation, modification, assistive devices, or specialized solutions [45]. This should be possible universally, independent of individual physical, sensory, mental, or intellectual limitations [178]. However, due to the variety of abilities and skills, this is not always possible [71]. People with special needs are therefore included in the design and evaluation in approaches such as user-sensitive inclusive design [173] or ability-based design [248]. With such methods, the skills of people with impairments can be accounted for [247]. Kraus [134] reports disability prevalence in the USA in 2015 and distinguishes between hearing, vision, cognitive, ambulatory, self-care, and independent living disabilities. *The International Classification of Functioning, Disability and Health* (ICF) [227], distinguishes Mobility and Physical Impairments, Head Injuries - Brain Disability, Vision, Hearing, and Spinal Cord Disability, Cognitive or Learning Disabilities, Psychological Disorders, and Invisible Disabilities.

We envision a more precise definition of a target population for HCI solutions to support inclusion. To this end, we propose a taxonomy including RUs, VRUs, and especially vulnerable road users (EVRUs) with individual limitations. In the context of eHMIs, there is a taxonomy regarding relevant traffic situations for the communication between AVs and Human Road Users [85], a design space for eHMIs [41], a review of empirical work on eHMIs [203] and a classification of the mainly used approaches [149]. However, we have not found any work on the classification of RUs with a focus on the stakeholders of eHMIs nor have we found such work in a broader HCI context.

## 3 METHODOLOGY

In order to learn about the meaning of VRUs in related HCI Work, we retrieved relevant literature in a structured way: We queried the proceedings of the six most cited HCI venues according to Google scholar [147]. Due to their contents regarding HCI research on future mobility, we additionally retrieved publications from the venues named in Table 1. Our exclusion criteria were:

- workshop publications that are not peer-reviewed
- publications which don't define a specific user target group at all or only name VRUs without further specification
- if VRU is used as another acronym than "Vulnerable Road User(s)", e.g., "Voice response unit"
- if VRU or "Vulnerable Road User(s)" only appear in references
- if VRU or "Vulnerable Road User(s)" only appear as an example or exclusively in the outlook
- if only VRUs inside of vehicles are regarded

- if VRUs are not named at all or not relevant in the presented research work. For example, if the focus of work is not on traffic interaction but on other aspects of mobility, such as driven speeds in manual driving

We considered publications from the last 20 years for all ten conferences and the journal, hence the time span 01/2000 - 09/2020. Our literature search was carried out by two researchers together in several steps. We identified and screened 251 publications and excluded 83 of them. The remaining total of 168 papers provides the basis for our taxonomy. Process details are shown in Figure 2.

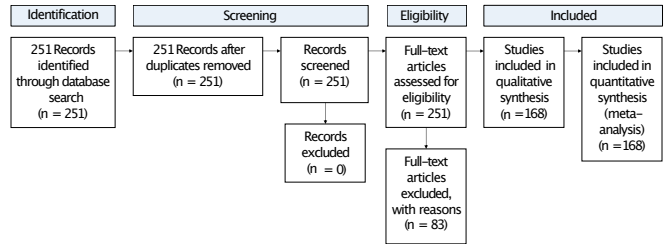


Figure 2: PRISMA Flow Diagram [167] illustrating our paper selection process.

The search query for each conference or venue in the respective digital library (*ACM DL*, *IEEE Xplore*, *Elsevier* or *Google Scholar*) was: "query": AllField:("vulnerable road user" OR "vulnerable road users" OR "VRU") "filter": Conference Collections: [Conference / Venue]. This query resulted in a sample of 251 publications (in September 2020), as shown in Table 1. We clustered eligible work depending on what the actual research topic of the publication was (see Table 2 and Table 3). Our literature search led to the following results:

We found that almost all publications give examples for VRUs, e.g., "such as pedestrians" [150, p.2] or "like children and elderly" [252, p. 1]. Others mention a rather vague level of vulnerability for RUs: "most vulnerable road users" [42, p.1], or differentiate between vulnerable road users (e.g., an elderly lady) and less vulnerable road users (e.g., a woman with a phone making a phone call) [212]. Almost half (44.6% or 75 of 168) of the publications we reviewed use the term VRUs but consider pedestrians as the only target group. Cyclists were the second most addressed group (42 of 168; 25%).

We believe that a uniform separation and classification of terms should be introduced to provide a clear and comparable meaning. An additional challenge, however, is that even pedestrians as a subgroup of VRUs are still too diverse for inclusive HCI design. Bengler et al. [18, p.6] explicitly state that "personal factors of the passenger and the surrounding HRU [Human Road User] affect the communication process". This includes long-term (e.g., gender, age) and short-term (e.g., attention) personal characteristics.

## 4 CONSTRUCTING A TAXONOMY OF (VULNERABLE) ROAD USERS FOR HCI

Based on the literature analysis described above, we constructed our taxonomy for (vulnerable) road users in two parts. The first part of the proposed taxonomy indicates how to proceed from general applications to specific user groups or users (see Figure 1) with four layers. The subgroups are ordered from the left (slow) to the right

Conference / Venue	Number of publications
ACM Conference on Human Factors in Computing Systems ( <i>CHI</i> )	13
ACM Conference on Computer-Supported Cooperative Work & Social Computing ( <i>CSCW</i> )	0
ACM/IEEE International Conference on Human Robot Interaction ( <i>HRI</i> )	2
ACM Symposium on User Interface Software and Technology ( <i>UIST</i> )	0
ACM Conference on Pervasive and Ubiquitous Computing ( <i>UbiComp</i> )	1
ACM International Conference on Human-Computer Interaction with Mobile Devices and Services ( <i>MobileHCI</i> )	1
IEEE Transactions on Affective Computing	0
ACM Conference on Automotive User Interfaces and Interactive Vehicular Applications ( <i>AutoUI</i> )	20
The ACM Symposium on User Interface Software and Technology	0
IEEE Transactions on Intelligent Transportation Systems ( <i>ITS</i> )	62
Transportation Research Part F: Traffic Psychology and Behaviour	152
<b>Combined</b>	<b>251</b>

Table 1: Retrieved venues and number of publications.

Usage of term VRU	Number of eligible publications with references
Pedestrians only	35: [3, 17, 22, 24, 28, 36, 58, 62, 67, 68, 80, 83, 87, 92, 93, 98, 102, 113, 123, 124, 130, 131, 145, 148, 150, 160, 165, 168, 181, 197, 206, 236, 242, 244, 254]
Motorcyclists only	1: [75]
Cyclists only	7: [32, 69, 114, 122, 146, 237, 238]
Children & elderly	1: [252]
Children & cyclists	1: [158]
Pedestrians & cyclists	8: [15, 78, 89, 95, 97, 143, 214, 218]
Pedestrians & cyclists & elderly	1: [61]
Pedestrians & cyclists & elderly & children & scooter	1: [212]
Pedestrians with vision impairment	1: [42]
Pedestrians with mobility impairment	1: [14]
Pedestrians with vision, hearing & mobility impairment	1: [43]
<b>Combined</b>	<b>58</b>

Table 2: Categorization of publications based on usage of the term 'vulnerable road users (VRUs)' in CHI, UIST, AutoUI, CSCW, UbiComp, MobileHCI, HRI, IEEE Transactions on Affective Computing and ITS from 2000 – 2020.

Usage of term VRU	Number of eligible publications with references
Pedestrians only	40: [1, 9, 11, 13, 29, 31, 37, 50, 56, 60, 84, 88, 96, 104, 105, 107, 125–127, 141, 162, 175, 186, 188, 189, 195, 202, 204, 207, 208, 210, 213, 216, 225, 228, 232, 233, 249, 250, 255]
Cyclists only	35: [25, 51, 52, 54, 66, 70, 73, 74, 79, 81, 108, 115, 116, 119, 121, 128, 136, 138–140, 142, 153, 177, 179, 191–193, 219, 221, 222, 226, 230, 231, 235, 243]
Motorcyclists only	11: [8, 27, 35, 48, 49, 63, 76, 94, 99, 118, 132]
Pedestrians & children	3: [21, 159, 169]
Pedestrians & elderly	3: [20, 64, 196]
Cyclists & children	1: [220]
Pedestrians & cyclists	10: [10, 86, 106, 129, 163, 170, 199, 229, 234, 251]
Pedestrians & motorcyclists	1: [201]
Pedestrians & cyclists & elderly	1: [20]
Pedestrians & cyclists & motorcyclists	5: [101, 152, 161, 187, 223]
<b>Combined</b>	<b>110</b>

Table 3: Categorization of publications based on usage of the term 'vulnerable road users (VRUs)' in Transportation Research Part F: Traffic Psychology and Behaviour from 2000 – 2020.

(fast) according to their estimated maximum speed. Since the speed range is a spectrum without clear categories, there are no cut-off sections on the horizontal axis.

The second part describes specific attributes of *Especially Vulnerable Road Users* (EVRUs) with three layers, see Figure 3). The attribute *EVRU* can be assigned to any of the VRUs from layer four (orange) of Figure 1 and supports a precise specification of VRU subgroups. In an iterative process, we included, adapted, and merged

groups on the defined criteria *outside protection*, *motorization*, *age*, and *impairment*. Protected RUs (drivers of cars, trucks, and busses) are **not** part of the scope of this taxonomy. Still, the dimension of the EVRUs also could also be applied to such road users.

**Figure 1 layer 1:** Road users (*RUs*) are the most general classification and thus the first (top) category of the tree visualization. RUs include every being and vehicle participating in traffic, see section Definitions of Road Users in the Context of Road Safety.

**Figure 1 layer 2:** Prophylaxis and safety features of RUs are the main concern of this layer. Therefore, there is a distinction between vulnerable (*VRUs*) and protected road users (*PRUs*).

- **VRUs** remain basically unprotected against collisions with other RUs. VRUs generally have less mass and slower maximum speeds than PRUs. A detailed categorization of VRUs is described in the layers below.
- **PRUs** include all occupants of vehicles that provide some degree of protection in case of a collision, e.g., through a crumple zone, airbag, roll bar, driver cabin, vehicle mass, or an outside shell. Thus, PRUs consist of occupants of cars, trucks, busses, vans, tramways, agricultural machinery, and delivery, construction, or military vehicles. A more fine-grained definition of PRUs is not part of this taxonomy.

**Figure 1 layer 3:** The separation of the motorization originates from traffic safety reports and should be considered when developing HCI prototypes for the traffic context. For example, due to different speeds (i.e., time to recognize displayed information) and degrees of severity in case of collisions.

- **Non-Motorized** RUs move exclusively or at least partially by muscle power (e.g., bicycles but also e-bikes).
- **Motorized** RUs move completely by an engine. For example, cars and hybrid powertrains such as mopeds.

**Figure 1 layer 4:** Definition of specific target groups. This is the first layer that features a meaningful level of detail for the design and description of HCI (or especially eHMI) solutions.

- **Pedestrians** are people who are walking or running, i.e., those who move on foot.
- **Personal Conveyances** include smaller transport equipment and sports devices, such as skateboards or roller skates and assisting devices, such as strollers or wheelchairs. Entities of this subgroup can be non-motorized or motorized (see Figure 1 layer 3). This does not include protected road users.
- **Cyclists** are people who ride a uni-, bi- or tricycle, recumbent bike, tandem or a velomobile.
- **Motorcyclists** include drivers and passengers of mopeds, scooters, and motorcycles (either engine-assisted or fully motorized).

**Figure 3 layer 5:** The attribute *especially vulnerable road user* (EVRU) can be applied to any category of layer 4 (this is why all subgroups in layer 4 of Figure 1 are marked with an “E”). Thus, EVRUs can be attached to any leaf nodes of the graph in Figure 1. This additional classification of vulnerabilities provides a crucial benefit to a detailed description of potential target groups. For EVRUs, specific circumstances for each subgroup should be considered to formulate meaningful requirements and specifications. For example, when designing concepts for people with macular degeneration (blurred seeing in the center of the vision), other aspects should be accounted for than when designing for EVRUs with limited hearing. Furthermore, a precise naming of target groups eases comparison and searches for eligible related work.

**Figure 3 layer 6:** EVRUs are divided into age-related and impairment-related limitations. This distinction is inspired by the *International ACM SIGACCESS Conference on Computers and Accessibility*[211]. Although Hanson et al. state that any such categorization may “suggest bias or reflect negative, disparaging, or patronizing attitudes toward individuals or groups of individuals” [103, p. 62], they

provide guidelines on how to write about disabilities. Our categorization is based on their work, which also distinguishes between cognitive, vision, hearing, mobility impairments, and age-related symptoms.

- **Age:** All age-related restrictions of the entire spectrum from children to the elderly. Examples include the ability to read, which children may not have, or a potential lack of understanding of new technologies by senior citizens.
- **Impairment:** Specific manifestations of being especially vulnerable are defined based on various special needs that are not necessarily age-related.

**Figure 3 layer 7:** The categories of layer 7 can be useful to define the scope of a specific problem concerning an EVRU-subgroup. Additionally, the subgroups can be expanded by specific disorders, such as cataracts or tinnitus.

- **Child:** People in the age group of 0 to  $\approx$  17 years. Cognitive [215] and motor skill [47] vary with age, hence, a specific definition of the investigated age group should be done in each project.
- **Elderly:** People with an age of 60 years or over, a specific definition of the age group should be done in each project.
- **Cognitive:** All limitations which affect the mental process, including knowing, learning, and understanding.
- **Vision:** Individual visual perception and the ability to sense light with the visual system (eyes).
- **Hearing:** Capabilities of auditory perception, i.e., the ability to perceive and understand sounds.
- **Mobility:** Limitations related to the human locomotor (musculoskeletal) system and movements of the body.
- **Other:** This subcategory includes limitations that could be considered when designing eHMIs or other tools for EVRUs with special needs that are not covered by previous classifiers.

## 5 DISCUSSION, LIMITATIONS, & OUTLOOK

In our analysis of publications related to the communication between AVs and VRUs, we found that the term VRU is often used as a fuzzy synonym for pedestrians. As a result, readers of HCI publications referring to VRUs might become confused about the precise target group of the respective work. A comparison based on keyword searches or related index terms (e.g., “VRU(s)”) leads to diverse outcomes. We also found work addressing vehicle communication towards specific subgroups of VRUs without explicitly using the term ‘VRU’ [23, 33, 34, 38, 53, 57, 85, 110, 133, 144, 151, 154, 155, 157, 174, 198, 253, 256]. These publications were not selected in our structured process in Figure 2 thus we did not include them in the results. However, this indicates that there are publications which do not account for the variety of target groups or do not embed their work in the context of other road users, although they actually address vulnerable road users. In our opinion, this is a long overdue discussion, since VRUs and eHMIs are a trending topic of the last years and we expect many more publications to follow in this domain in the near future. Our focus on eHMIs is due to the research background of the authors, and therefore part of the genesis of this work. Eventually, we argue that our taxonomy is a useful tool for HCI. Considering eHMIs as a concrete application example (interplay of (fully) automated vehicles and VRUs), we

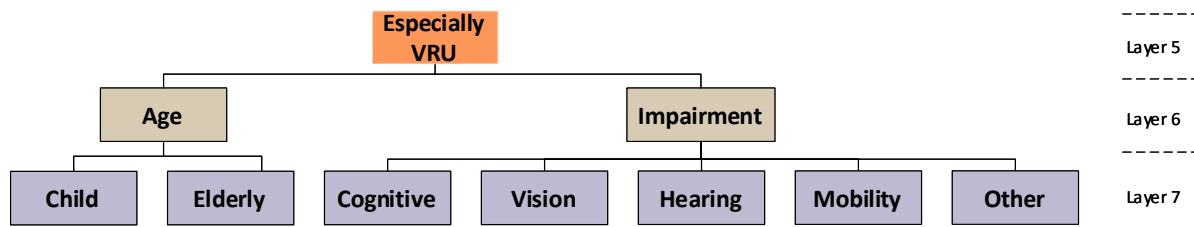


Figure 3: Hierarchical three-layer representation of specific attributes for *especially vulnerable road users*.

believe that eHMIs will be the essence of human-vehicle interaction in the future.

HCI researchers and practitioners in the automotive and traffic domain will benefit from a clear and structured definition of VRUs. To this end, we propose such a taxonomy with numbered layers (see Figure 1 and Figure 3) including named groups and subgroups.

We assume that the main application area for our taxonomy will be research in the context of eHMIs, however, it is targeted towards the broader field of HCI. A side effect of our taxonomy could be that researchers consider further limitations of EVRUs. Hence, ideally, our work could support inclusion by more clearly indicating the potential scope of EVRUs. A precise naming of target groups will also help to increase the efficiency of novel HCI prototypes as it limits the design space around the selected VRU or EVRU group.

An ideal outcome of our taxonomy in the context of eHMIs could be the following: researchers and practitioners may adjust their research endeavors, argumentation, and wording in future publications according to this taxonomy. Furthermore, in the HCI community, designs of inclusive eHMIs could be categorized and evaluated within this taxonomy. As a result, development gaps of eHMIs targeting specific impairments or mobility limitations of EVRUs could be identified. Eventually, involved developers might recognize that no eHMI prototypes are aiming at EVRUs with, for example, hearing impairments, present such findings to their management board, and develop corresponding prototypes. More realistically, we hope to provide a solid starting point for some of these processes and plan to structure our own future work accordingly.

### 5.1 (No) Directionality of the Taxonomy

The tree diagram structure indicates that deeper levels pose more demanding and specific requirements. Solutions for children or people in their later years could also be valuable for other pedestrians. Solutions for motorcyclists could be viable for both bicyclists and motorcyclists. However, this has to be proven by case-specific investigations and cannot be concluded through this taxonomy. We consider our taxonomy directionless. A solution targeted at one specific group does not allow the deduction that this solution is viable for any other group, layer, or category. For example, in the work of Colley et al. [42], EVRUs with vision impairments gained perceived safety by an auditory feature of an eHMI, while the more general group of unhindered pedestrians claimed to benefit more from visual feedback of the prototype.

### 5.2 Granularity vs. Precision of the Taxonomy

We derived our categorization to the best of our knowledge and beliefs from the existing literature. However, in some cases, any categorization may be generally debatable. One such example are e-bikes or e-scooters: While they technically are motorized and hence could also be in the same category as motorcycles, their riders typically would consider themselves much closer to bicyclists and also share more characteristics with the latter (e.g., speed range, absence of a helmet requirement, usage of bike lanes). The corresponding eHMI concepts thus are also likely to be closer to those for bicyclists. We are aware that there might be more such potentially debatable cases but argue that our taxonomy stops at a useful granularity to be still widely applicable, also to future forms of mobility.

### 5.3 Practical Implications for eHMIs

Today, human drivers have only few possibilities to interact with VRUs. They can use gestures, eye-contact, implicit communication, and honking. Therefore, we can assume that communication between human drivers and different subgroups of VRUs does not vary much. AVs, on the other side, have the potential to use connectivity and other modalities, such as mobile devices [111] to communicate. These possibilities should be employed to create safer traffic for everyone. It can, however, be difficult to detect to which category a VRU belongs. For example, people with hearing impairments are not obviously identifiable. However, this population has to be kept in mind when designing eHMIs. Our proposed taxonomy aids in reminding practitioners and researchers of this. Future work should focus on the implications of this taxonomy and demonstrate how it can help cluster related work in a meaningful way. Additionally, the taxonomy could help to systematically question whether eHMIs targeted towards a specific VRU subgroup might also be applicable to other groups, at least to some degree.

### 5.4 Limitations

This taxonomy focuses on persistent characteristics of RUs. Thus, vision impairments that are caused by environmental conditions such as the weather are therefore not considered. Similarly, vulnerabilities which change by group size (e.g., pedestrians in large groups [197]) or varying distances between vehicles and VRUs [44, 59] are not part of this taxonomy.

Although the root node of the tree diagram in Figure 1 is labeled “Road Users”, the focus of this work is on the VRU branch. General RUs could also be clustered in categories, layers, and subgroups similar to VRUs. However, we were motivated by research in the

domain of eHMIs combined with their stakeholders, which is why this work mainly considers VRUs. Further possible separation criteria could have been: a more detailed age group (e.g., “younger adults”), cultural differences, gender, or the perspective (from inside a vehicle or from the outside of vehicles). We decided to exclude those parameters because we were not convinced of their benefit for a wider HCI audience in relation to eHMIs.

The proposed dimensions of EVRUs are based on a thorough literature review. However, the definition of EVRUs was especially difficult regarding which impairments should be included. While we believe that our differentiation makes sense, at least for eHMIs (and possibly for many other use cases), a more granular approach could be necessary for others. While we focus on HCI and especially eHMI research, this work aims to support researchers and practitioners in a wide field of applications. For example, industry, traffic psychology, statistical categorization, and city planning.

## 6 SUMMARY AND CONCLUSION

We analyzed 251 publications regarding VRUs and found that there is a need for a much more precise and comparable definition of VRUs in the context of HCI research. Therefore, this work’s primary goal is to establish a common understanding of VRUs to support future developments regarding AVs’ external communication with other road users. Based on previous definitions and the usage of terms in the literature, we presented a taxonomy of road users focused around VRUs with two tree diagrams, one with four and one with three layers. Furthermore, we discussed some possible exemplary applications of this taxonomy. Overall, this work highlights the need to precisely specify target groups for prototype development and inclusion in the automotive domain. The introduced taxonomy provides a basis for precise use of keywords and could improve the comparability of prototypes, the understanding of the scope of investigations, and the description of target groups in automotive research and practice.

## ACKNOWLEDGMENTS

This work was conducted within the project ‘Interaction between automated vehicles and vulnerable road users’ (Intuitiver) funded by the Ministry of Science, Research and Arts of the State of Baden-Württemberg.

## REFERENCES

- [1] Claudia Ackermann, Matthias Beggiato, Luka-Franziska Bluhm, Alexandra Löw, and Josef F Krems. 2019. Deceleration parameters and their applicability as informal communication signal between pedestrians and automated vehicles. *Transportation research part F: traffic psychology and behaviour* 62 (2019), 757–768.
- [2] Claudia Ackermann, Matthias Beggiato, Sarah Schubert, and Josef F Krems. 2019. An experimental study to investigate design and assessment criteria: What is important for communication between pedestrians and automated vehicles? *Applied ergonomics* 75 (2019), 272–282.
- [3] Sander Ackermans, Debargha Dey, Peter Ruijten, Raymond H Cuijpers, and Bastian Pfleging. 2020. The Effects of Explicit Intention Communication, Conspicuous Sensors, and Pedestrian Attitude in Interactions with Automated Vehicles. In *Proceedings of the 2020 CHI Conference on Human Factors in Computing Systems*. Association for Computing Machinery, New York, NY, USA, 1–14.
- [4] National Highway Traffic Safety Administration. 2020. Crash Report Sampling System. <https://www.nhtsa.gov/crash-data-systems/crash-report-sampling-system>. [Online; accessed 24-MARCH-2020].
- [5] National Highway Traffic Safety Administration. 2020. Fatality Analysis Reporting System (FARS). <https://www.nhtsa.gov/research-data/fatality-analysis-reporting-system-fars>. [Online; accessed 24-MARCH-2020].
- [6] National Highway Traffic Safety Administration. 2020. Fatality and Injury Reporting System Tool (FIRST). <https://cdan.nhtsa.gov/query>. [Online; accessed 24-MARCH-2020].
- [7] National Highway Traffic Safety Administration. 2020. NASS General Estimates System. <https://www.nhtsa.gov/national-automotive-sampling-system-nass-general-estimates-system>. [Online; accessed 24-MARCH-2020].
- [8] T Allen, S Newstead, MG Lenné, R McClure, P Hillard, M Symmons, and L Day. 2017. Contributing factors to motorcycle injury crashes in Victoria, Australia. *Transportation research part F: traffic psychology and behaviour* 45 (2017), 157–168.
- [9] Rolla Almodfer, Zhixiang Fang Shengwu Xiong, and Senwen Zheng\* Xi-angzhen Kong. 2016. Quantitative analysis of lane-based pedestrian-vehicle conflict at a non-signalized marked crosswalk. *Transportation Research Part F: Traffic Psychology and Behaviour* 42 (2016), 468 – 478.
- [10] Rushdi Alsaleh and Tarek Sayed. 2020. Modeling pedestrian-cyclist interactions in shared space using inverse reinforcement learning. *Transportation research part F: traffic psychology and behaviour* 70 (2020), 37–57.
- [11] Paulo Rui Ancaes and Peter Jones. 2018. Estimating preferences for different types of pedestrian crossing facilities. *Transportation research part F: traffic psychology and behaviour* 52 (2018), 222–237.
- [12] Dago Antov, Aurélie Banet, Cécile Barbier, Thierry Bellet, Yaw Bimpeh, Anka-trien Boulanger, Christian Brandstätter, Virpi Britschgi, Michael Brosnan, Ilona Buttler, et al. 2012. *European road users’ risk perception and mobility: the SARTRE 4 survey*. IFSTTAR, European Commission on Road Safety.
- [13] Virpi Anttila and Juha Luoma. 2005. Surrogate in-vehicle information systems and driver behaviour in an urban environment: A field study on the effects of visual and cognitive load. *Transportation research part F: traffic psychology and behaviour* 8, 2 (2005), 13.
- [14] Ashratuz Zavin Asha, Christopher Smith, Lora Oehlberg, Sowmya Somanath, and Ehud Sharlin. 2020. Views from the Wheelchair: Understanding Interaction between Autonomous Vehicle and Pedestrians with Reduced Mobility. In *Extended Abstracts of the 2020 CHI Conference on Human Factors in Computing Systems*. Association for Computing Machinery, New York, NY, USA, 1–8.
- [15] Marek Bachmann, Michel Morold, and Klaus David. 2020. On the Required Movement Recognition Accuracy in Cooperative VRU Collision Avoidance Systems. *IEEE Transactions on Intelligent Transportation Systems* 1, 2020 (2020), 10.
- [16] Pavlo Bazilinskyy, Dimitra Dodou, and Joost De Winter. 2019. Survey on eHMI concepts: The effect of text, color, and perspective. *Transportation research part F: traffic psychology and behaviour* 67 (2019), 175–194.
- [17] Matthias Beggiato, Claudia Witzlack, and Josef F. Krems. 2017. Gap Acceptance and Time-To-Arrival Estimates as Basis for Informal Communication between Pedestrians and Vehicles. In *Proceedings of the 9th International Conference on Automotive User Interfaces and Interactive Vehicular Applications* (Oldenburg, Germany) (*AutomotiveUI ’17*). Association for Computing Machinery, New York, NY, USA, 50–57. <https://doi.org/10.1145/3122986.3122995>
- [18] Klaus Bengler, Michael Rettenmaier, Nicole Fritz, and Alexander Feiler. 2020. From HMI to HMIs: Towards an HMI Framework for Automated Driving. *Information* 11, 2 (2020), 61.
- [19] Klaus Bengler, Markus Zimmermann, Dino Bortot, Martin Kienle, and Daniel Damböck. 2012. Interaction principles for cooperative human-machine systems. *it-Information Technology Methoden und innovative Anwendungen der Informatik und Informationstechnik* 54, 4 (2012), 157–164.
- [20] Inger Marie Bernhoft and Gitte Carstensen. 2008. Preferences and behaviour of pedestrians and cyclists by age and gender. *Transportation Research Part F: Traffic Psychology and Behaviour* 11, 2 (2008), 83–95.
- [21] Federica Biassoni, Manuela Bina, Federica Confalonieri, and Rita Ciceri. 2018. Visual exploration of pedestrian crossings by adults and children: Comparison of strategies. *Transportation research part F: traffic psychology and behaviour* 56 (2018), 227–235.
- [22] Cem Bila, Fikret Sivrikaya, Manzoor A Khan, and Sahin Albayrak. 2016. Vehicles of the future: A survey of research on safety issues. *IEEE Transactions on Intelligent Transportation Systems* 18, 5 (2016), 1046–1065.
- [23] Marc-Philipp Böckle, Anna Pernestål Brenden, Maria Klingegård, Azra Habibovic, and Martijn Bout. 2017. SAV2P: Exploring the Impact of an Interface for Shared Automated Vehicles on Pedestrians’ Experience. In *Proceedings of the 9th International Conference on Automotive User Interfaces and Interactive Vehicular Applications Adjunct* (Oldenburg, Germany) (*AutomotiveUI ’17*). Association for Computing Machinery, New York, NY, USA, 136–140. <https://doi.org/10.1145/3131726.3131765>
- [24] Paulo Vinicius Koerich Borges, Robert Zlot, and Ashley Tews. 2013. Integrating off-board cameras and vehicle on-board localization for pedestrian safety. *IEEE Transactions on Intelligent Transportation Systems* 14, 2 (2013), 720–730.
- [25] Gustav Bösehans and Gustavo Martineli Massola. 2018. Commuter cyclists’ risk perceptions and behaviour in the city of São Paulo. *Transportation Research Part F: Traffic Psychology and Behaviour* 58 (2018), 414–430.
- [26] Rupert RA Bourne, Seth R Flaxman, Tasanee Braithwaite, Maria V Cicinelli, Aditi Das, Jost B Jonas, Jill Keffe, John H Kempen, Janet Leasher, Hans Limburg,

- et al. 2017. Magnitude, temporal trends, and projections of the global prevalence of blindness and distance and near vision impairment: a systematic review and meta-analysis. *The Lancet Global Health* 5, 9 (2017), e888–e897.
- [27] Kris Brijs, Tom Brijs, Socheata Sann, Tú Anh Trinh, Geert Wets, and Robert AC Ruiters. 2014. Psychological determinants of motorcycle helmet use among young adults in Cambodia. *Transportation research part F: traffic psychology and behaviour* 26 (2014), 273–290.
- [28] Alberto Broggi, Pietro Cerri, Stefano Ghidoni, Paolo Grisleri, and Ho Gi Jung. 2009. A new approach to urban pedestrian detection for automatic braking. *IEEE Transactions on intelligent transportation systems* 10, 4 (2009), 594–605.
- [29] Victor Cantillo, Julian Arellana, and Manuel Rolong. 2015. Modelling pedestrian crossing behaviour in urban roads: A latent variable approach. *Transportation research part F: traffic psychology and behaviour* 32 (2015), 56–67.
- [30] Magnus Carlsson, Gordon B Dahl, Björn Öckert, and Dan-Olof Rooth. 2015. The effect of schooling on cognitive skills. *Review of Economics and Statistics* 97, 3 (2015), 533–547.
- [31] Viola Cavallo, Aurélie Dommes, Nguyen-Thong Dang, and Fabrice Vienne. 2019. A street-crossing simulator for studying and training pedestrians. *Transportation research part F: traffic psychology and behaviour* 61 (2019), 217–228.
- [32] Sandra Céspedes, Juan Salamanca, Alexis Yáñez, and Daniel Vinasco. 2018. Group cycling meets technology: A cooperative cycling cyber-physical system. *IEEE Transactions on Intelligent Transportation Systems* 20, 8 (2018), 3178–3188.
- [33] Chia-Ming Chang, Koki Toda, Takeo Igarashi, Masahiro Miyata, and Yasuhiro Kobayashi. 2018. A Video-Based Study Comparing Communication Modalities between an Autonomous Car and a Pedestrian. In *Adjunct Proceedings of the 10th International Conference on Automotive User Interfaces and Interactive Vehicular Applications* (Toronto, ON, Canada) (*AutomotiveUI '18*). Association for Computing Machinery, New York, NY, USA, 104–109. <https://doi.org/10.1145/3239092.3265950>
- [34] Chia-Ming Chang, Koki Toda, Daisuke Sakamoto, and Takeo Igarashi. 2017. Eyes on a Car: An Interface Design for Communication between an Autonomous Car and a Pedestrian. In *Proceedings of the 9th International Conference on Automotive User Interfaces and Interactive Vehicular Applications* (Oldenburg, Germany) (*AutomotiveUI '17*). Association for Computing Machinery, New York, NY, USA, 65–73. <https://doi.org/10.1145/3122986.3122989>
- [35] Fangrong Chang, Pengpeng Xu, Hanchu Zhou, Jaeyoung Lee, and Helai Huang. 2019. Identifying motorcycle high-risk traffic scenarios through interactive analysis of driver behavior and traffic characteristics. *Transportation research part F: traffic psychology and behaviour* 62 (2019), 844–854.
- [36] Lei Chen and Cristofer Englund. 2015. Cooperative intersection management: A survey. *IEEE Transactions on Intelligent Transportation Systems* 17, 2 (2015), 570–586.
- [37] Wenxiang Chen, Xiangling Zhuang, Zixin Cui, and Guojie Ma. 2019. Drivers' recognition of pedestrian road-crossing intentions: Performance and process. *Transportation research part F: traffic psychology and behaviour* 64 (2019), 552–564.
- [38] Michael Clamann, Miles Aubert, and Mary L Cummings. 2017. *Evaluation of vehicle-to-pedestrian communication displays for autonomous vehicles*. Technical Report. The National Academies of Sciences, Engineering, and Medicine.
- [39] Mark Colley, Stefanos Can Mytilineos, Marcel Walch, Jan Gugenheimer, and Enrico Rukzio. 2020. Evaluating Highly Automated Trucks as Signaling Lights. In *Proceedings of the 12th International Conference on Automotive User Interfaces and Interactive Vehicular Applications* (*AutomotiveUI '20*). ACM, Association for Computing Machinery, New York, NY, USA. <https://doi.org/10.1145/3409120.3410647>
- [40] Mark Colley and Rukzio Rukzio. 2020. A Design Space for External Communication of Autonomous Vehicles. In *Proceedings of the 12th International Conference on Automotive User Interfaces and Interactive Vehicular Applications* (*AutomotiveUI '20*). ACM, Association for Computing Machinery, New York, NY, USA. <https://doi.org/10.1145/3409120.3410646>
- [41] Mark Colley and Rukzio Rukzio. 2020. Towards a Design Space for External Communication of Autonomous Vehicles. In *Extended Abstracts of the 2020 CHI Conference on Human Factors in Computing Systems* (Honolulu, Hawaii USA) (*CHI '20*). ACM, Association for Computing Machinery, New York, NY, USA. <https://doi.org/10.1145/3334480.3382844>
- [42] Mark Colley, Marcel Walch, Jan Gugenheimer, Ali Askari, and Rukzio Rukzio. 2020. Towards Inclusive External Communication of Autonomous Vehicles for Pedestrians with Vision Impairments. In *Proceedings of the 2020 CHI Conference on Human Factors in Computing Systems* (Honolulu, Hawaii USA) (*CHI '20*). ACM, Association for Computing Machinery, New York, NY, USA. <https://doi.org/10.1145/3313831.3376472> Accepted.
- [43] Mark Colley, Marcel Walch, Jan Gugenheimer, and Enrico Rukzio. 2019. Including people with impairments from the start: external communication of autonomous vehicles. In *Proceedings of the 11th international conference on automotive user interfaces and interactive vehicular applications: adjunct proceedings*. Association for Computing Machinery, New York, NY, USA, 307–314.
- [44] Mark Colley, Marcel Walch, and Rukzio Rukzio. 2020. Unveiling the Lack of Scalability in Research on External Communication of Autonomous Vehicles. In *Extended Abstracts of the 2020 CHI Conference on Human Factors in Computing Systems* (Honolulu, Hawaii USA) (*CHI '20*). ACM, Association for Computing Machinery, New York, NY, USA. <https://doi.org/10.1145/3334480.3382865>
- [45] BR Connell, M Jones, R Mace, J Mueller, A Mullick, E Ostroff, J Sanford, E Steinfeld, M Story, and G Vanderheiden. 1997. *The principles of universal design*, Version 2.0. Raleigh, NC.
- [46] Aymery Constant and Emmanuel Lagarde. 2010. Protecting vulnerable road users from injury. *PLoS medicine* 7, 3 (2010).
- [47] Bryant J Cratty. 1979. Perceptual and motor development in infants and children.
- [48] Mioara Cristea and Alexandra Gheorghiu. 2016. Attitude, perceived behavioral control, and intention to adopt risky behaviors. *Transportation research part F: traffic psychology and behaviour* 43 (2016), 157–165.
- [49] David Crundall, Aaron Howard, and Angela Young. 2017. Perceptual training to increase drivers' ability to spot motorcycles at T-junctions. *Transportation research part F: traffic psychology and behaviour* 48 (2017), 1–12.
- [50] Mercy Dada, Mark Zuidgeest, and Stephane Hess. 2019. Modelling pedestrian crossing choice on Cape Town's freeways: Caught between a rock and a hard place? *Transportation research part F: traffic psychology and behaviour* 60 (2019), 245–261.
- [51] Marco De Angelis, Víctor Marín Puchades, Federico Fraboni, Luca Pietrantoni, and Gabriele Prati. 2017. Negative attitudes towards cyclists influence the acceptance of an in-vehicle cyclist detection system. *Transportation Research Part F: Traffic Psychology and Behaviour* 49 (2017), 244–256.
- [52] Tim De Ceunynck, Stijn Daniels, Bert Vanderspikken, Kris Brijs, Elke Hermans, Tom Brijs, and Geert Wets. 2016. Is there a spillover effect of a right turn on red permission for bicyclists? *Transportation research part F: traffic psychology and behaviour* 36 (2016), 35–45.
- [53] Koen De Clercq, Andre Dietrich, Juan Pablo Núñez Velasco, Joost De Winter, and Riender Happee. 2019. External human-machine interfaces on automated vehicles: effects on pedestrian crossing decisions. *Human factors* 61, 8 (2019), 1353–1370.
- [54] Dick de Waard, Alina Prey, Alena K Mohr, and Frank Westerbeek. 2020. Differences in cycling performance of Dutch and non-Dutch students in the Netherlands. *Transportation research part F: traffic psychology and behaviour* 68 (2020), 285–292.
- [55] Shuchisnigdha Deb, Daniel W Carruth, Muztaba Fuad, Laura M. Stanley, and Darren Frey. 2020. Comparison of Child and Adult Pedestrian Perspectives of External Features on Autonomous Vehicles Using Virtual Reality Experiment. In *Advances in Human Factors of Transportation*, Neville Stanton (Ed.). Springer International Publishing, Cham, 145–156.
- [56] Shuchisnigdha Deb, Lesley J Strawderman, and Daniel W Carruth. 2018. Investigating pedestrian suggestions for external features on fully autonomous vehicles: A virtual reality experiment. *Transportation research part F: traffic psychology and behaviour* 59 (2018), 135–149.
- [57] Shuchisnigdha Deb, B. Warner, S. Poudel, and S. Bhandari. 2016. Identification of external design preferences in autonomous vehicles. In *Proc. IIE Res. Conf. Institute of Industrial Engineers, Peachtree Corners, GA, USA*, 69–44.
- [58] Debargha Dey, Azra Habibovic, Bastian Pflöging, Marieke Martens, and Jacques Terken. 2020. Color and Animation Preferences for a Light Band EHMI in Interactions Between Automated Vehicles and Pedestrians. In *Proceedings of the 2020 CHI Conference on Human Factors in Computing Systems* (Honolulu, HI, USA) (*CHI '20*). Association for Computing Machinery, New York, NY, USA, 1–13. <https://doi.org/10.1145/3313831.3376325>
- [59] Debargha Dey, Kai Holländer, Melanie Berger, Berry Eggen, Marieke Martens, Bastian Pflöging, and Jacques Terken. 2020. Distance-Dependent EHMIs for the Interaction Between Automated Vehicles and Pedestrians. In *12th International Conference on Automotive User Interfaces and Interactive Vehicular Applications* (Virtual Event, DC, USA) (*AutomotiveUI '20*). Association for Computing Machinery, New York, NY, USA, 192–204. <https://doi.org/10.1145/3409120.3410642>
- [60] Debargha Dey, Marieke Martens, Berry Eggen, and Jacques Terken. 2019. Pedestrian road-crossing willingness as a function of vehicle automation, external appearance, and driving behaviour. *Transportation research part F: traffic psychology and behaviour* 65 (2019), 191–205.
- [61] Debargha Dey, Marieke Martens, Chao Wang, Felix Ros, and Jacques Terken. 2018. Interface concepts for intent communication from autonomous vehicles to vulnerable road users. In *Adjunct Proceedings of the 10th International Conference on Automotive User Interfaces and Interactive Vehicular Applications*. ACM, New York, NY, USA, 82–86.
- [62] Debargha Dey, Francesco Walker, Marieke Martens, and Jacques Terken. 2019. Gaze Patterns in Pedestrian Interaction with Vehicles: Towards Effective Design of External Human-Machine Interfaces for Automated Vehicles. In *Proceedings of the 11th International Conference on Automotive User Interfaces and Interactive Vehicular Applications* (Utrecht, Netherlands) (*AutomotiveUI '19*). Association for Computing Machinery, New York, NY, USA, 369–378. <https://doi.org/10.1145/3342197.3344523>
- [63] Leandro L Di Stasi, D Contreras, A Cándido, JJ Cañas, and A Catena. 2011. Behavioral and eye-movement measures to track improvements in driving skills of vulnerable road users: First-time motorcycle riders. *Transportation research*



- part F: *traffic psychology and behaviour* 14, 1 (2011), 26–35.
- [64] Aurélie Domes and Viola Cavallo. 2012. Can simulator-based training improve street-crossing safety for elderly pedestrians? *Transportation research part F: traffic psychology and behaviour* 15, 2 (2012), 206–218.
- [65] Chunjiao Dong, Asad J Khattak, David Clarke, and Kun Xie. 2018. Exploring injury severity correlates of vulnerable roadway users involved crashes. *Connected and Automated Vehicles and Safety of Vulnerable Road Users: A Systems Approach* 26, 3 (2018), 32.
- [66] Ronan Doorley, Vikram Pakrashi, Eoin Byrne, Samuel Comerford, Bidisha Ghosh, and John A Groeger. 2015. Analysis of heart rate variability amongst cyclists under perceived variations of risk exposure. *Transportation research part F: traffic psychology and behaviour* 28 (2015), 40–54.
- [67] Igor Doric, Anna-Katharina Frison, Philipp Wintersberger, Andreas Riene, Sebastian Wittmann, Matheus Zimmermann, and Thomas Brandmeier. 2016. A Novel Approach for Researching Crossing Behavior and Risk Acceptance: The Pedestrian Simulator. In *Adjunct Proceedings of the 8th International Conference on Automotive User Interfaces and Interactive Vehicular Applications* (Ann Arbor, MI, USA) (*AutomotiveUI '16 Adjunct*). Association for Computing Machinery, New York, NY, USA, 39–44. <https://doi.org/10.1145/3004323.3004324>
- [68] Igor Doric, Andreas Reitberger, Sebastian Wittmann, Robert Harrison, and Thomas Brandmeier. 2016. A novel approach for the test of active pedestrian safety systems. *IEEE Transactions on Intelligent Transportation Systems* 18, 5 (2016), 1299–1312.
- [69] Marco Dozza and Andre Fernandez. 2013. Understanding bicycle dynamics and cyclist behavior from naturalistic field data (November 2012). *IEEE Transactions on intelligent transportation systems* 15, 1 (2013), 376–384.
- [70] Marco Dozza, Giulio Francesco Bianchi Piccinini, and Julia Werneke. 2016. Using naturalistic data to assess e-cyclist behavior. *Transportation research part F: traffic psychology and behaviour* 41 (2016), 217–226.
- [71] Addison Duvall. 2020. 5 Problems With 'Universal' Design. <https://www.hongkiat.com/blog/universal-design-problems/>.
- [72] Stefan Eisses. 2011. *ITS AP3-4 Final Report - Safety and comfort of the Vulnerable Road User*. Technical Report. European Commission of Mobility and Transport.
- [73] Elke-Henriette Erdei, Jochen Steinmann, and Carmen Hagemeyer. 2020. Comparing perception of signals in different modalities during the cycling task: A field study. *Transportation Research Part F: Traffic Psychology and Behaviour* 73 (2020), 259–270.
- [74] Mahsa Esmaeilikia, Igor Radun, Raphael Grzebieta, and Jake Olivier. 2019. Bicycle helmets and risky behaviour: A systematic review. *Transportation research part F: traffic psychology and behaviour* 60 (2019), 299–310.
- [75] Jorge E Espinosa, Sergio A Velastin, and John W Branch. 2020. Detection of Motorcycles in Urban Traffic Using Video Analysis: A Review. *IEEE Transactions on Intelligent Transportation Systems* 2020, 1 (2020), 1–16.
- [76] Chloé Eysartier, Sébastien Meineri, and Nicolas Gueguen. 2017. Motorcyclists' intention to exceed the speed limit on a 90 km/h road: Effect of the type of motorcycles. *Transportation research part F: traffic psychology and behaviour* 45 (2017), 183–193.
- [77] Daniel J Fagnant and Kara Kockelman. 2015. Preparing a nation for autonomous vehicles: opportunities, barriers and policy recommendations. *Transportation Research Part A: Policy and Practice* 77 (2015), 167–181.
- [78] Zhijie Fang and Antonio M López. 2019. Intention Recognition of Pedestrians and Cyclists by 2D Pose Estimation. *IEEE Transactions on Intelligent Transportation Systems* 2019, 1 (2019), 1–11.
- [79] Haneen Farah, Giulio Bianchi Piccinini, Makoto Itoh, and Marco Dozza. 2019. Modelling overtaking strategy and lateral distance in car-to-cyclist overtaking on rural roads: A driving simulator experiment. *Transportation research part F: traffic psychology and behaviour* 63 (2019), 226–239.
- [80] Di Feng, Christian Haase-Schütz, Lars Rosenbaum, Heinz Hertlein, Claudius Glaeser, Fabian Timm, Werner Wiesbeck, and Klaus Dietmayer. 2020. Deep multimodal object detection and semantic segmentation for autonomous driving: Datasets, methods, and challenges. *IEEE Transactions on Intelligent Transportation Systems* 2020, 1 (2020), 1–20.
- [81] Kayla Fleskes and David S Hurwitz. 2019. Influence of bicyclist presence on driver performance during automated vehicle take-over requests. *Transportation research part F: traffic psychology and behaviour* 64 (2019), 495–508.
- [82] Evelyn Florentine, Mark Adam Ang, Scott Drew Pendleton, Hans Andersen, and Marcelo H. Ang. 2016. Pedestrian Notification Methods in Autonomous Vehicles for Multi-Class Mobility-on-Demand Service. In *Proceedings of the Fourth International Conference on Human Agent Interaction* (Biopolis, Singapore) (*HAI '16*). Association for Computing Machinery, New York, NY, USA, 387–392. <https://doi.org/10.1145/2974804.2974833>
- [83] Carlos Flores, Pierre Merdrignac, Raoul de Charette, Francisco Navas, Vicente Milanés, and Fawzi Nashashibi. 2018. A cooperative car-following/emergency braking system with prediction-based pedestrian avoidance capabilities. *IEEE Transactions on Intelligent Transportation Systems* 20, 5 (2018), 1837–1846.
- [84] Jonathan Flower and John Parkin. 2019. Understanding attitudes to priorities at side road junctions. *Transportation research part F: traffic psychology and behaviour* 62 (2019), 246–257.
- [85] Tanja Fuest, Lenja Sorokin, Hanna Bellem, and Klaus Bengler. 2018. Taxonomy of Traffic Situations for the Interaction between Automated Vehicles and Human Road Users. In *Advances in Human Aspects of Automation*, Neville A Stanton (Ed.). Springer International Publishing, Cham, 708–719.
- [86] Fiona Fylan, Mark King, Dean Brough, Alex A Black, Neil King, Laura A Bentley, and Joanne M Wood. 2020. Increasing conspicuity on night-time roads: perspectives from cyclists and runners. *Transportation research part F: traffic psychology and behaviour* 68 (2020), 161–170.
- [87] Tarak Gandhi and Mohan Manubhai Trivedi. 2007. Pedestrian protection systems: Issues, survey, and challenges. *IEEE Transactions on intelligent transportation systems* 8, 3 (2007), 413–430.
- [88] Billy Gannon, Lisa Rosta, Maria Reeve, Melissa K Hyde, and Ioni Lewis. 2014. Does it matter whether friends, parents, or peers drink walk? Identifying which normative influences predict young pedestrian's decisions to walk while intoxicated. *Transportation research part F: traffic psychology and behaviour* 22 (2014), 12–24.
- [89] Ming Gao, Lisheng Jin, Yuying Jiang, and Baicang Guo. 2019. Manifold Siamese Network: A Novel Visual Tracking ConvNet for Autonomous Vehicles. *IEEE Transactions on Intelligent Transportation Systems* 21, 4 (2019), 1612–1623.
- [90] Eva Geurts, Mieke Haesen, Paul Dendale, Kris Luyten, and Karin Coninx. 2016. Back on Bike: The BoB Mobile Cycling App for Secondary Prevention in Cardiac Patients. In *Proceedings of the 18th International Conference on Human-Computer Interaction with Mobile Devices and Services* (Florence, Italy) (*MobileHCI '16*). Association for Computing Machinery, New York, NY, USA, 135–146. <https://doi.org/10.1145/2935334.2935377>
- [91] Haniyeh Ghomi, Morteza Bagheri, Liping Fu, and Luis F Miranda-Moreno. 2016. Analyzing injury severity factors at highway railway grade crossing accidents involving vulnerable road users: A comparative study. *Traffic injury prevention* 17, 8 (2016), 833–841.
- [92] Samuel Gidel, Paul Checchin, Christophe Blanc, Thierry Chateau, and Laurent Trassoudaine. 2010. Pedestrian detection and tracking in an urban environment using a multilayer laser scanner. *IEEE Transactions on Intelligent Transportation Systems* 11, 3 (2010), 579–588.
- [93] Shane Gilroy, Edward Jones, and Martin Glavin. 2019. Overcoming Occlusion in the Automotive Environment-A Review. *IEEE Transactions on Intelligent Transportation Systems* 2019, 1 (2019), 1–13.
- [94] Charles Goldenfeld, Divera Twisk, and Saskia de Craen. 2004. Short and long term effects of moped rider training: a field experiment. *Transportation research part F: traffic psychology and behaviour* 7, 1 (2004), 1–16.
- [95] Michael Goldhammer, Sebastian Köhler, Stefan Zernetsch, Konrad Doll, Bernhard Sick, and Klaus Dietmayer. 2019. Intentions of Vulnerable Road Users—Detection and Forecasting by Means of Machine Learning. *IEEE Transactions on Intelligent Transportation Systems* 21, 7 (2019), 3035–3045.
- [96] Andrea Gorrini, Luca Crociani, Giuseppe Vizzari, and Stefania Bandini. 2018. Observation results on pedestrian-vehicle interactions at non-signalized intersections towards simulation. *Transportation research part F: traffic psychology and behaviour* 59 (2018), 269–285.
- [97] Daniel Greene, Juan Liu, Jim Reich, Yukio Hirokawa, Akio Shinagawa, Hayuru Ito, and Tatsuo Mikami. 2011. An efficient computational architecture for a collision early-warning system for vehicles, pedestrians, and bicyclists. *IEEE Transactions on intelligent transportation systems* 12, 4 (2011), 942–953.
- [98] Uwe Gruenefeld, Sebastian Weiß, Andreas Löcken, Isabella Virgilio, Andrew L. Kun, and Susanne Boll. 2019. VRoad: Gesture-Based Interaction between Pedestrians and Automated Vehicles in Virtual Reality. In *Proceedings of the 11th International Conference on Automotive User Interfaces and Interactive Vehicular Applications: Adjunct Proceedings* (Utrecht, Netherlands) (*AutomotiveUI '19*). Association for Computing Machinery, New York, NY, USA, 399–404. <https://doi.org/10.1145/3349263.3351511>
- [99] Henry P Gunson, Vanessa Beanland, and Paul M Salmon. 2019. Road-related anger in motorcyclists versus car drivers. *Transportation research part F: traffic psychology and behaviour* 62 (2019), 327–338.
- [100] David T Hakes. 2012. *The development of metalinguistic abilities in children*. Vol. 9. Springer Science & Business Media, Berlin, Germany.
- [101] A Shalom Hakkert and Victoria Gitelman. 2014. Thinking about the history of road safety research: Past achievements and future challenges. *Transportation research part F: traffic psychology and behaviour* 25 (2014), 137–149.
- [102] B. Han, Y. Wang, Z. Yang, and X. Gao. 2020. Small-Scale Pedestrian Detection Based on Deep Neural Network. *IEEE Transactions on Intelligent Transportation Systems* 21, 7 (2020), 3046–3055.
- [103] Vicki L. Hanson, Anna Cavender, and Shari Trewin. 2015. Writing about Accessibility. *Interactions* 22, 6 (Oct. 2015), 62–65. <https://doi.org/10.1145/2828432>
- [104] Razi Hasan, Oscar Oviedo-Trespalacios, and Madzlan Napiah. 2020. An intercept study of footbridge users and non-users in Malaysia. *Transportation Research Part F: Traffic Psychology and Behaviour* 73 (2020), 66–79.
- [105] Yu Hasegawa, Charitha Dias, Miho Iryo-Asano, and Hiroaki Nishiuchi. 2018. Modeling pedestrians' subjective danger perception toward personal mobility vehicles. *Transportation research part F: traffic psychology and behaviour* 56 (2018), 256–267.

- [106] Juliane Haupt, Nicole van Nes, and Ralf Rissler. 2015. Look where you have to go! A field study comparing looking behaviour at urban intersections using a navigation system or a printed route instruction. *Transportation research part F: traffic psychology and behaviour* 34 (2015), 122–140.
- [107] Magnus Hjalmdahl and András Várhelyi. 2004. Speed regulation by in-car active accelerator pedal: Effects on driver behaviour. *Transportation Research Part F: Traffic Psychology and Behaviour* 7, 2 (2004), 77–94.
- [108] ATG Hoekstra, DAM Twisk, and MP Hagenzieker. 2018. Do road user roles serve as social identities? Differences between self-described cyclists and car drivers. *Transportation research part F: traffic psychology and behaviour* 59 (2018), 365–377.
- [109] Kai Holländer. 2018. Applying the User-Centered Design Process to External Car Displays. In *Mensch und Computer 2018 - Workshopband*, Raimund Dachsel and Gerhard Weber (Eds.). Gesellschaft für Informatik e.V., Bonn, 5.
- [110] Kai Holländer. 2019. A Pedestrian Perspective on Autonomous Vehicles. In *Proceedings of the 24th International Conference on Intelligent User Interfaces: Companion* (Marina del Rey, California) (IUI '19). ACM, New York, NY, USA, 149–150. <https://doi.org/10.1145/3308557.3308725>
- [111] Kai Holländer, Krueger Andy, and Andreas Butz. 2020. Save the Smombies: App-Assisted Street Crossing. In *Proceedings of the 22nd International Conference on Human-Computer Interaction with Mobile Devices and Services* (Oldenburg, Germany) (*MobileHCI 2020*). ACM, New York, NY, USA, 11 pages. <https://doi.org/10.1145/3379503.3403547>
- [112] Kai Holländer, Ashley Colley, Christian Mai, Jonna Häkkinä, Florian Alt, and Bastian Pfleging. 2019. Investigating the Influence of External Car Displays on Pedestrians' Crossing Behavior in Virtual Reality. In *Proceedings of the 21st International Conference on Human-Computer Interaction with Mobile Devices and Services* (Taipei, Taiwan) (*MobileHCI 2019*). ACM, New York, NY, USA, 11 pages. <https://doi.org/10.1145/3338286.3340138>
- [113] Kai Holländer, Philipp Wintersberger, and Andreas Butz. 2019. Overtrust in External Cues of Automated Vehicles: An Experimental Investigation. In *Proceedings of the 11th International Conference on Automotive User Interfaces and Interactive Vehicular Applications* (Utrecht, Netherlands) (*AutomotiveUI '19*). Association for Computing Machinery, New York, NY, USA, 211–221. <https://doi.org/10.1145/3342197.3344528>
- [114] Ming Hou, Karthik Mahadevan, Sowmya Somanath, Ehud Sharlin, and Lora Oehlberg. 2020. Autonomous Vehicle-Cyclist Interaction: Peril and Promise. In *Proceedings of the 2020 CHI Conference on Human Factors in Computing Systems*. Association for Computing Machinery, New York, NY, USA, 1–12.
- [115] Anja Katharina Huemer. 2018. Motivating and deterring factors for two common traffic-rule violations of cyclists in Germany. *Transportation research part F: traffic psychology and behaviour* 54 (2018), 223–235.
- [116] Anja Katharina Huemer, Michael Oehl, and Stefan Brandenburg. 2018. Influences on anger in German urban cyclists. *Transportation research part F: traffic psychology and behaviour* 58 (2018), 969–979.
- [117] Ahmed Hussein, Fernando Garcia, Jose Maria Armingol, and Cristina Olaverri-Monreal. 2016. P2V and V2P communication for pedestrian warning on the basis of autonomous vehicles. In *2016 IEEE 19th International Conference on Intelligent Transportation Systems (ITSC)*. IEEE, IEEE, New York, NY, USA, 2034–2039.
- [118] Véronique Huth, Elisabeth Füssl, and Ralf Rissler. 2014. Motorcycle riders' perceptions, attitudes and strategies: Findings from a focus group study. *Transportation Research Part F: Traffic Psychology and Behaviour* 25 (2014), 74–85.
- [119] Patrick Jachyra, Michael Atkinson, and Glen Bandiera. 2015. Urban cyclists' perspectives on post-collision behaviour change: A qualitative study. *Transportation research part F: traffic psychology and behaviour* 31 (2015), 133–145.
- [120] Shubham Jain, Carlo Borgiattino, Yanzi Ren, Marco Gruteser, Yingying Chen, and Carla Fabiana Chiasserini. 2015. LookUp: Enabling Pedestrian Safety Services via Shoe Sensing. In *Proceedings of the 13th Annual International Conference on Mobile Systems, Applications, and Services* (Florence, Italy) (*MobiSys '15*). Association for Computing Machinery, New York, NY, USA, 257–271. <https://doi.org/10.1145/2742647.2742669>
- [121] Hisham Jashami, Douglas Cobb, David S Hurwitz, Edward McCormack, Anne Goodchild, and Manali Sheth. 2020. The Impact of Commercial Parking Utilization on Cyclist Behavior in Urban Environments. *Transportation Research Part F: Traffic Psychology and Behaviour* 74 (2020), 67–80.
- [122] Yanbo Jia and David Cebon. 2018. Measuring the Motion of Vulnerable Road Users Relative to Moving HGVs. *IEEE Transactions on Intelligent Transportation Systems* 20, 4 (2018), 1404–1415.
- [123] Xiaobei Jiang, Wuhong Wang, and Klaus Bengler. 2014. Intercultural analyses of time-to-collision in vehicle-pedestrian conflict on an urban midblock crosswalk. *Ieee transactions on intelligent transportation systems* 16, 2 (2014), 1048–1053.
- [124] Ho Gi Jung, Byung Moon Kwak, Jeong Soo Shim, Pal Joo Yoon, and Jaihie Kim. 2008. Precrash dipping nose (PCDN) needs pedestrian recognition. *IEEE Transactions on intelligent transportation systems* 9, 4 (2008), 678–687.
- [125] Semyon Kalantarov, Raziël Riemer, and Tal Oron-Gilad. 2018. Pedestrians' road crossing decisions and body parts' movements. *Transportation research part F: traffic psychology and behaviour* 53 (2018), 155–171.
- [126] Jan-Erik Källhammer, Kip Smith, and Panagiotis Matsangas. 2017. Modeling ratings of in-vehicle alerts to pedestrian by leveraging field operational tests data in a controlled laboratory study. *Transportation research part F: traffic psychology and behaviour* 46 (2017), 413–425.
- [127] Ioannis Kaparias, Michael GH Bell, Ashkan Miri, Carol Chan, and Bill Mount. 2012. Analysing the perceptions of pedestrians and drivers to shared space. *Transportation research part F: traffic psychology and behaviour* 15, 3 (2012), 297–310.
- [128] Sigal Kaplan, Kira Hyldekær Janstrup, and Carlo Giacomo Prato. 2017. Investigating the reasons behind the intention to report cycling crashes to the police and hospitals in Denmark. *Transportation research part F: traffic psychology and behaviour* 44 (2017), 159–167.
- [129] Juella Kazazi, Susann Winkler, and Mark Vollrath. 2016. The influence of attention allocation and age on intersection accidents. *Transportation research part F: traffic psychology and behaviour* 43 (2016), 1–14.
- [130] Christoph G Keller, Thao Dang, Hans Fritz, Armin Joos, Clemens Rabe, and Dariu M Gavrila. 2011. Active pedestrian safety by automatic braking and evasive steering. *IEEE Transactions on Intelligent Transportation Systems* 12, 4 (2011), 1292–1304.
- [131] Christoph G Keller and Dariu M Gavrila. 2013. Will the pedestrian cross? a study on pedestrian path prediction. *IEEE Transactions on Intelligent Transportation Systems* 15, 2 (2013), 494–506.
- [132] Helen Keyes, Faye Green, Chelsey Compton, and Matt Staton. 2019. Short-term cognitive conspicuity training does not improve driver detection of motorcycles at road junctions: a reply to Crundall, Howard, and Young (2017). *Transportation research part F: traffic psychology and behaviour* 67 (2019), 57–65.
- [133] Shinya Kitayama, Toshiyuki Kondou, Hirokazu Ohyabu, Masaaki Hirose, Haneda Narihiro, and Ryuta Maeda. 2017. *Display System for Vehicle to Pedestrian Communication*. Technical Report. SAE Technical Paper.
- [134] Lewis Kraus. 2016. 2015 Disability Statistics Annual Report. A Publication of the Rehabilitation Research and Training Center on Disability Statistics and Demographics
- [135] Andrew Krok. 2020. Tesla trails Waymo, Cruise and others in self-driving strategy, study claims. <https://www.cnet.com/roadshow/news/self-driving-study-navigant-research-tesla-waymo-cruise/>. [Online; accessed 24-MARCH-2020].
- [136] An-Magritt Kummeneje and Torbjørn Rundmo. 2020. Attitudes, risk perception and risk-taking behaviour among regular cyclists in Norway. *Transportation research part F: traffic psychology and behaviour* 69 (2020), 135–150.
- [137] A. L. Kun, S. Boll, and A. Schmidt. 2016. Shifting Gears: User Interfaces in the Age of Autonomous Driving. *IEEE Pervasive Computing* 15, 1 (2016), 32–38.
- [138] Philippe Lacherez, Joanne M Wood, Ralph P Marszalek, and Mark J King. 2013. Visibility-related characteristics of crashes involving bicyclists and motor vehicles—Responses from an online questionnaire study. *Transportation research part F: traffic psychology and behaviour* 20 (2013), 52–58.
- [139] Alex Lafont, Joceline Roge, Daniel Ndiaye, and Jean-Michel Boucheix. 2018. Driver's emotional state and detection of vulnerable road users: Towards a better understanding of how emotions affect drivers' perception using cardiac and ocular metrics. *Transportation research part F: traffic psychology and behaviour* 55 (2018), 141–152.
- [140] Jacob S Lamb, Guy H Walker, Vincent Fisher, Adam Hulme, Paul M Salmon, and Neville A Stanton. 2020. Should we pass on minimum passing distance laws for cyclists? Comparing a tactical enforcement option and minimum passing distance laws using signal detection theory. *Transportation research part F: traffic psychology and behaviour* 70 (2020), 275–289.
- [141] David R Large, Hyungil Kim, Coleman Merenda, Samantha Leong, Catherine Harvey, Gary Burnett, and Joseph Gabbard. 2019. Investigating the effect of urgency and modality of pedestrian alert warnings on driver acceptance and performance. *Transportation research part F: traffic psychology and behaviour* 60 (2019), 11–24.
- [142] Esko Lehtonen, Ville Havia, Anna Kovanen, Miika Leminen, and Emma Saure. 2016. Evaluating bicyclists' risk perception using video clips: Comparison of frequent and infrequent city cyclists. *Transportation research part F: traffic psychology and behaviour* 41 (2016), 195–203.
- [143] Xiaofei Li, Lingxi Li, Fabian Flohr, Jianqiang Wang, Hui Xiong, Morys Bernhard, Shuyue Pan, Dariu M Gavrila, and Keqiang Li. 2016. A unified framework for concurrent pedestrian and cyclist detection. *IEEE transactions on intelligent transportation systems* 18, 2 (2016), 269–281.
- [144] Yeti Li, Murat Dikmen, Thana G. Hussein, Yahui Wang, and Catherine Burns. 2018. To Cross or Not to Cross: Urgency-Based External Warning Displays on Autonomous Vehicles to Improve Pedestrian Crossing Safety. In *Proceedings of the 10th International Conference on Automotive User Interfaces and Interactive Vehicular Applications* (Toronto, ON, Canada) (*AutomotiveUI '18*). Association for Computing Machinery, New York, NY, USA, 188–197. <https://doi.org/10.1145/3239060.3239082>
- [145] Ji Hyoun Lim, Omer Tsimhoni, and Yili Liu. 2010. Investigation of driver performance with night vision and pedestrian detection systems—Part I: Empirical study on visual clutter and glance behavior. *IEEE Transactions on Intelligent Transportation Systems* 11, 3 (2010), 670–677.

- [146] Chao Liu, Ryo Fujishiro, Lauren Christopher, and Jiangyu Zheng. 2016. Vehicle-bicyclist dynamic position extracted from naturalistic driving videos. *IEEE transactions on intelligent transportation systems* 18, 4 (2016), 734–742.
- [147] Google LLC. 2020. Google Scholar's top HCI venues and publications. [https://scholar.google.com/citations?view\\_op=top\\_venues&hl=de&vq=eng\\_humancomputerinteraction](https://scholar.google.com/citations?view_op=top_venues&hl=de&vq=eng_humancomputerinteraction) (Accessed: April 2020).
- [148] David Fernández Llorca, MA Sotelo, Ignacio Parra, José Eugenio Naranjo, Miguel Gavilán, and Sergio Alvarez. 2009. An experimental study on pitch compensation in pedestrian-protection systems for collision avoidance and mitigation. *IEEE Transactions on Intelligent Transportation Systems* 10, 3 (2009), 469–474.
- [149] Andreas Löcken, Carmen Golling, and Andreas Riener. 2019. How Should Automated Vehicles Interact with Pedestrians? A Comparative Analysis of Interaction Concepts in Virtual Reality. In *Proceedings of the 11th International Conference on Automotive User Interfaces and Interactive Vehicular Applications* (Utrecht, Netherlands) (*AutomotiveUI '19*). Association for Computing Machinery, New York, NY, USA, 262–274. <https://doi.org/10.1145/3342197.3344544>
- [150] Andreas Löcken, Carmen Golling, and Andreas Riener. 2019. How Should Automated Vehicles Interact with Pedestrians? A Comparative Analysis of Interaction Concepts in Virtual Reality. In *Proceedings of the 11th International Conference on Automotive User Interfaces and Interactive Vehicular Applications* (Utrecht, Netherlands) (*AutomotiveUI '19*). Association for Computing Machinery, New York, NY, USA, 262–274. <https://doi.org/10.1145/3342197.3344544>
- [151] Victor Malmsten Lundgren, Azra Habibovic, Jonas Andersson, Tobias Lagström, Maria Nilsson, Anna Sirkka, Johan Fagerlönn, Rikard Fredriksson, Claes Edgren, Stas Krupenia, and Dennis Saluäär. 2017. Will There Be New Communication Needs When Introducing Automated Vehicles to the Urban Context? In *Advances in Human Aspects of Transportation*, Neville A. Stanton, Steven Landry, Giuseppe Di Bucchianico, and Andrea Vallicelli (Eds.). Springer International Publishing, Cham, 485–497.
- [152] Ruth Madigan, Sina Nordhoff, Charles Fox, Roja Ezzati Amini, Tyron Louw, Marc Wilbrink, Anna Schieben, and Natasha Merat. 2019. Understanding interactions between Automated Road Transport Systems and other road users: A video analysis. *Transportation research part F: traffic psychology and behaviour* 66 (2019), 196–213.
- [153] Tanja Kidholm Osmann Madsen and Harry Lahrman. 2017. Comparison of five bicycle facility designs in signalized intersections using traffic conflict studies. *Transportation research part F: traffic psychology and behaviour* 46 (2017), 438–450.
- [154] Karthik Mahadevan, Elaheh Sanoubari, Sowmya Somanath, James E. Young, and Ehud Sharlin. 2019. AV-Pedestrian Interaction Design Using a Pedestrian Mixed Traffic Simulator. In *Proceedings of the 2019 on Designing Interactive Systems Conference* (San Diego, CA, USA) (*DIS '19*). Association for Computing Machinery, New York, NY, USA, 475–486. <https://doi.org/10.1145/3322276.3322328>
- [155] Karthik Mahadevan, Sowmya Somanath, and Ehud Sharlin. 2018. Communicating Awareness and Intent in Autonomous Vehicle-Pedestrian Interaction. In *Proceedings of the 2018 CHI Conference on Human Factors in Computing Systems* (Montreal QC, Canada) (*CHI '18*). Association for Computing Machinery, New York, NY, USA, 1–12. <https://doi.org/10.1145/3173574.3174003>
- [156] Haridimos Markogiannakis, Elias Sanidas, Evangelos Messaris, Dimitrios Koutentakis, Kalliopi Alpantaki, Alexandros Kafetzakis, and Dimitrios Tsiotis. 2006. Motor vehicle trauma: analysis of injury profiles by road-user category. *Emergency medicine journal* 23, 1 (2006), 27–31.
- [157] Milecia Matthews, Girish Chowdhary, and Emily Kieson. 2017. Intent communication between autonomous vehicles and pedestrians.
- [158] Andrii Matvienko, Swamy Ananthanarayan, Shadan Sadeghian Borojeni, Yannick Feld, Wilko Heuten, and Susanne Boll. 2018. Augmenting Bicycles and Helmets with Multimodal Warnings for Children. In *Proceedings of the 20th International Conference on Human-Computer Interaction with Mobile Devices and Services* (Barcelona, Spain) (*MobileHCI '18*). Association for Computing Machinery, New York, NY, USA, Article 15, 13 pages. <https://doi.org/10.1145/3229434.3229479>
- [159] Anat Meir, Yisrael Parmet, and Tal Oron-Gilad. 2013. Towards understanding child-pedestrians' hazard perception abilities in a mixed reality dynamic environment. *Transportation research part F: traffic psychology and behaviour* 20 (2013), 90–107.
- [160] Pierre Merdrignac, Oyunchimeg Shagdar, and Fawzi Nashashibi. 2016. Fusion of perception and v2p communication systems for the safety of vulnerable road users. *IEEE Transactions on Intelligent Transportation Systems* 18, 7 (2016), 1740–1751.
- [161] Sunniva Meyer, Fridulv Sagberg, and Renata Torquato. 2014. Traffic hazard perception among children. *Transportation research part F: traffic psychology and behaviour* 26 (2014), 190–198.
- [162] Jasmine Mian and Jeff K Caird. 2018. The effects of speed and orientation on recognition judgments of retro-reflectively clothed pedestrians at night. *Transportation research part F: traffic psychology and behaviour* 56 (2018), 185–199.
- [163] Karl A Miller, Ashleigh J Filtness, Anna Anund, Sally E Maynard, and Fran Pilkington-Cheney. 2020. Contributory factors to sleepiness amongst London bus drivers. *Transportation Research Part F: Traffic Psychology and Behaviour* 73 (2020), 415–424.
- [164] Nicole Mirmig, Nicole Perterer, Gerald Stollnberger, and Manfred Tscheligi. 2017. Three strategies for autonomous car-to-pedestrian communication: A survival guide. In *Proceedings of the Companion of the 2017 ACM/IEEE International Conference on Human-Robot Interaction*. ACM, New York, NY, USA, 209–210.
- [165] Nicole Mirmig, Nicole Perterer, Gerald Stollnberger, and Manfred Tscheligi. 2017. Three Strategies for Autonomous Car-to-Pedestrian Communication: A Survival Guide. In *Proceedings of the Companion of the 2017 ACM/IEEE International Conference on Human-Robot Interaction* (Vienna, Austria) (*HRI '17*). Association for Computing Machinery, New York, NY, USA, 209–210. <https://doi.org/10.1145/3029798.3038402>
- [166] Mohamed Gomaa Mohamed, Nicolas Saunier, Luis F Miranda-Moreno, and Satish V Ukkusuri. 2013. A clustering regression approach: A comprehensive injury severity analysis of pedestrian-vehicle crashes in New York, US and Montreal, Canada. *Safety science* 54 (2013), 27–37.
- [167] David Moher, Alessandro Liberati, Jennifer Tetzlaff, and Douglas G Altman. 2009. Preferred reporting items for systematic reviews and meta-analyses: the PRISMA statement. *Annals of internal medicine* 151, 4 (2009), 264–269.
- [168] Dylan Moore, Rebecca Currano, David Sirkin, Azra Habibovic, Victor Malmsten Lundgren, Debargha Dey, and Kai Holländer. 2019. Wizards of WoZ: using controlled and field studies to evaluate AV-pedestrian interactions. In *Proceedings of the 11th International Conference on Automotive User Interfaces and Interactive Vehicular Applications: Adjunct Proceedings*. Association for Computing Machinery, New York, NY, USA, 45–49.
- [169] Carlyn Muir, Steve O'Hern, Jennie Oxley, Anna Devlin, Sjaan Koppel, and Judith L Charlton. 2017. Parental role in children's road safety experiences. *Transportation research part F: traffic psychology and behaviour* 46 (2017), 195–204.
- [170] Sami Mynttinen, Marita Koivukoski, Kari Hakuli, and Esko Keskinen. 2011. Finnish novice drivers' competences—Successful driving test candidates 2000–2009 evaluated by driving examiners. *Transportation research part F: traffic psychology and behaviour* 14, 1 (2011), 66–75.
- [171] H Naci, Dan Chisholm, and Timothy D Baker. 2009. Distribution of road traffic deaths by road user group: a global comparison. *Injury prevention* 15, 1 (2009), 55–59.
- [172] Rebecca B Naumann, Ann M Dellinger, Eduard Zaloshnja, Bruce A Lawrence, and Ted R Miller. 2010. Incidence and total lifetime costs of motor vehicle-related fatal and nonfatal injury by road user type, United States, 2005. *Traffic injury prevention* 11, 4 (2010), 353–360.
- [173] Alan F. Newell and Peter Gregor. 2000. “User Sensitive Inclusive Design”—in Search of a New Paradigm. In *Proceedings on the 2000 Conference on Universal Usability* (Arlington, Virginia, USA) (*CUU '00*). Association for Computing Machinery, New York, NY, USA, 39–44. <https://doi.org/10.1145/355460.355470>
- [174] Trung Thanh Nguyen, Kai Holländer, Marius Hoggenmueller, Callum Parker, and Martin Tomitsch. 2019. Designing for Projection-Based Communication between Autonomous Vehicles and Pedestrians. In *Proceedings of the 11th International Conference on Automotive User Interfaces and Interactive Vehicular Applications* (Utrecht, Netherlands) (*AutomotiveUI '19*). Association for Computing Machinery, New York, NY, USA, 284–294. <https://doi.org/10.1145/3342197.3344543>
- [175] Trond Nordfjærn and Özlem Şimşekoğlu. 2013. The role of cultural factors and attitudes for pedestrian behaviour in an urban Turkish sample. *Transportation Research Part F: Traffic Psychology and Behaviour* 21 (2013), 181–193.
- [176] The Urban Mobility Observatory. 2015. VRU Definition by ELTIS. <https://www.eltis.org/de/node/45078> (Accessed: April 2020).
- [177] Michael Oehl, Stefan Brandenburg, and Anja Katharina Huemer. 2019. Cyclists' anger experiences in traffic: the cycling anger scale. *Transportation research part F: traffic psychology and behaviour* 62 (2019), 564–574.
- [178] Government of Ireland. 2005. Disability Act 2005.
- [179] Steve O'Hern, Amanda N Stephens, Kristie L Young, and Sjaan Koppel. 2019. What makes cyclists angry? The relationships between trait anger, interest in cycling and self-reported comfort levels. *Transportation research part F: traffic psychology and behaviour* 62 (2019), 672–680.
- [180] E. Ohn-Bar and M. M. Trivedi. 2016. Looking at Humans in the Age of Self-Driving and Highly Automated Vehicles. *IEEE Transactions on Intelligent Vehicles* 1, 1 (2016), 90–104.
- [181] Risto Ojala, Jari Vepsäläinen, Jussi Hanhiova, Vesa Hirvisalo, and Kari Tammi. 2019. Novel Convolutional Neural Network-Based Roadside Unit for Accurate Pedestrian Localisation. *IEEE Transactions on Intelligent Transportation Systems* 21, 9 (2019), 3756–3765.
- [182] World Health Organization. 2018. Blindness and vision impairment. <https://www.who.int/news-room/fact-sheets/detail/blindness-and-visual-impairment>. [Online; accessed 24-MARCH-2020].
- [183] World Health Organization. 2019. Deafness and hearing loss. <https://www.who.int/news-room/fact-sheets/detail/deafness-and-hearing-loss>. [Online; accessed 24-MARCH-2020].

- [184] World Health Organization. 2019. *Global Status Report on Road Safety 2018*. World Health Organization, Geneva, Switzerland.
- [185] World Health Organization. 2019. Protecting vulnerable road users. <https://www.who.int/china/activities/protecting-vulnerable-road-users>. [Online; accessed 24-MARCH-2020].
- [186] Rachel Osborne, Tim Horberry, and Kristie L Young. 2020. Pedestrian distraction from Smartphones: An end-user perspective on current and future countermeasures. *Transportation Research Part F: Traffic Psychology and Behaviour* 73 (2020), 348–361.
- [187] Fedy Ouni and Mounir Belloumi. 2018. Spatio-temporal pattern of vulnerable road user's collisions hot spots and related risk factors for injury severity in Tunisia. *Transportation research part F: traffic psychology and behaviour* 56 (2018), 477–495.
- [188] Oscar Oviedo-Trespalacios and Bridie Scott-Parker. 2017. Footbridge usage in high-traffic flow highways: The intersection of safety and security in pedestrian decision-making. *Transportation research part F: traffic psychology and behaviour* 49 (2017), 177–187.
- [189] Ana Rodriguez Palmeiro, Sander van der Kint, Luuk Vissers, Haneen Farah, Joost CF de Winter, and Marjan Hagenzieker. 2018. Interaction between pedestrians and automated vehicles: A Wizard of Oz experiment. *Transportation research part F: traffic psychology and behaviour* 58 (2018), 1005–1020.
- [190] E Parliament et al. 2010. Directive 2010/40/EU of the European Parliament and of the Council of 7 July 2010 on the framework for the deployment of Intelligent Transport Systems in the field of road transport and for interfaces with other modes of transport Text with EEA relevance. , 13 pages.
- [191] Tibor Petzoldt, Katja Schleinitz, Sarah Heilmann, and Tina Gehlert. 2017. Traffic conflicts and their contextual factors when riding conventional vs. electric bicycles. *Transportation research part F: traffic psychology and behaviour* 46 (2017), 477–490.
- [192] RG Poulos, J Hatfield, C Rissel, LK Flack, R Grzebieta, and AS McIntosh. 2019. Cyclists' self-reported experiences of, and attributions about, perceived aggressive behaviour while sharing roads and paths in New South Wales, Australia. *Transportation research part F: traffic psychology and behaviour* 64 (2019), 14–24.
- [193] Gabriele Prati, Victor Marin Puchades, Marco De Angelis, Luca Pietrantonio, Federico Fraboni, Nicolò Decarli, Anna Guerra, and Davide Dardari. 2018. Evaluation of user behavior and acceptance of an on-bike system. *Transportation research part F: traffic psychology and behaviour* 58 (2018), 145–155.
- [194] HarperCollins Publishers. 2008. Definition of 'road user'. <https://www.collinsdictionary.com/dictionary/english/road-user> (Accessed: April 2020).
- [195] Solmaz Razmi Rad, Gonçalo Homem de Almeida Correia, and Marjan Hagenzieker. 2020. Pedestrians' road crossing behaviour in front of automated vehicles: Results from a pedestrian simulation experiment using agent-based modelling. *Transportation research part F: traffic psychology and behaviour* 69 (2020), 101–119.
- [196] Md Mahmudur Rahman, Shuchisnigdha Deb, Lesley Strawderman, Reuben Burch, and Brian Smith. 2019. How the older population perceives self-driving vehicles. *Transportation research part F: traffic psychology and behaviour* 65 (2019), 242–257.
- [197] Amir Rasouli and John K Tsotsos. 2019. Autonomous vehicles that interact with pedestrians: A survey of theory and practice. *IEEE Transactions on Intelligent Transportation Systems* 21, 3 (2019), 900–918.
- [198] Michael Rettenmaier, Moritz Pietsch, Jonas Schmidler, and Klaus Bengler. 2019. Passing through the Bottleneck-The Potential of External Human-Machine Interfaces. In *2019 IEEE Intelligent Vehicles Symposium (IV)*. IEEE, IEEE, New York, NY, USA, 1687–1692.
- [199] Madlen Ringhand and Mark Vollrath. 2019. Effect of complex traffic situations on route choice behaviour and driver stress in residential areas. *Transportation research part F: traffic psychology and behaviour* 60 (2019), 274–287.
- [200] Christina Rödel, Susanne Stadler, Alexander Meschtscherjakov, and Manfred Tscheligi. 2014. Towards Autonomous Cars: The Effect of Autonomy Levels on Acceptance and User Experience. In *Proceedings of the 6th International Conference on Automotive User Interfaces and Interactive Vehicular Applications* (Seattle, WA, USA) (*AutomotiveUI '14*). Association for Computing Machinery, New York, NY, USA, 1–8. <https://doi.org/10.1145/2667317.2667330>
- [201] Joceline Rogé, Daniel Ndiaye, and Fabrice Vienne. 2014. Useful visual field training: a way to improve elderly car drivers' ability to detect vulnerable road users. *Transportation research part F: traffic psychology and behaviour* 26 (2014), 246–257.
- [202] Tova Rosenbloom and Avihu Pereg. 2012. A within-subject design of comparison of waiting time of pedestrians before crossing three successive road crossings. *Transportation research part F: traffic psychology and behaviour* 15, 6 (2012), 625–634.
- [203] Alexandros Rouchitsas and Håkan Alm. 2019. External Human-Machine Interfaces for Autonomous Vehicle-to-Pedestrian Communication: A Review of Empirical Work. *Frontiers in Psychology* 10 (2019), 2757. <https://doi.org/10.3389/fpsyg.2019.02757>
- [204] Alyssa Ryan, Elizabeth Casola, Cole Fitzpatrick, and Michael Knodler Jr. 2019. Flashing yellow arrows for right turn applications: A driving simulator study and static evaluation analysis. *Transportation research part F: traffic psychology and behaviour* 66 (2019), 324–338.
- [205] SAE. 2019. SAE J3016 Levels of Driving Automation. <https://www.sae.org/news/2019/01/sae-updates-j3016-automated-driving-graphic>
- [206] Khaled Saleh, Mohammed Hossny, and Saeid Nahavandi. 2020. Contextual recurrent predictive model for long-term intent prediction of vulnerable road users. *IEEE Transactions on Intelligent Transportation Systems* 21, 8 (2020), 3398–3408.
- [207] Sarah Schmidt and Berthold Faerber. 2009. Pedestrians at the kerb—Recognising the action intentions of humans. *Transportation research part F: traffic psychology and behaviour* 12, 4 (2009), 300–310.
- [208] Sonja Schneider and Klaus Bengler. 2020. Virtually the same? Analysing pedestrian behaviour by means of virtual reality. *Transportation research part F: traffic psychology and behaviour* 68 (2020), 231–256.
- [209] Ronald Schroeter, Andry Rakotonirainy, and Marcus Foth. 2012. The Social Car: New Interactive Vehicular Applications Derived from Social Media and Urban Informatics. In *Proceedings of the 4th International Conference on Automotive User Interfaces and Interactive Vehicular Applications* (Portsmouth, New Hampshire) (*AutomotiveUI '12*). Association for Computing Machinery, New York, NY, USA, 107–110. <https://doi.org/10.1145/2390256.2390273>
- [210] Mohamed Seedat, Sarah MacKenzie, and Dinesh Mohan. 2006. The phenomenology of being a female pedestrian in an African and an Asian city: A qualitative investigation. *Transportation research part F: traffic psychology and behaviour* 9, 2 (2006), 139–153.
- [211] SIGACCESS. 2020. The International ACM SIGACCESS Conference on Computers and Accessibility. <https://www.sigaccess.org/assets/> (Accessed: April 2020).
- [212] Marin Sikkenk and Jacques Terken. 2015. Rules of Conduct for Autonomous Vehicles. In *Proceedings of the 7th International Conference on Automotive User Interfaces and Interactive Vehicular Applications* (Nottingham, United Kingdom) (*AutomotiveUI '15*). Association for Computing Machinery, New York, NY, USA, 19–22. <https://doi.org/10.1145/2799250.2799270>
- [213] VP Sisiopiku and D Akin. 2003. Pedestrian behaviors at and perceptions towards various pedestrian facilities: an examination based on observation and survey data. *Transportation Research Part F: Traffic Psychology and Behaviour* 6, 4 (2003), 249–274.
- [214] Christopher Smith, Sowmya Somanath, Ehud Sharlin, and Yoshifumi Kitamura. 2020. Exploring Interactions between Rogue Autonomous Vehicles and People. In *Companion of the 2020 ACM/IEEE International Conference on Human-Robot Interaction* (Cambridge, United Kingdom) (*HRI '20*). Association for Computing Machinery, New York, NY, USA, 453–455. <https://doi.org/10.1145/3371382.3378316>
- [215] I So. 1964. Cognitive development in children: Piaget development and learning. *JOURNAL, OF RESEARCH IN SCIENCE TEACHING* 2 (1964), 176–186.
- [216] Anae Sobhani and Bilal Farooq. 2018. Impact of smartphone distraction on pedestrians' crossing behaviour: An application of head-mounted immersive virtual reality. *Transportation research part F: traffic psychology and behaviour* 58 (2018), 228–241.
- [217] Ye Eun Song, Christian Lehsing, Tanja Fuest, and Klaus Bengler. 2018. External HMI and Their Effect on the Interaction Between Pedestrians and Automated Vehicles. In *Intelligent Human Systems Integration*, Waldemar Karwowski and Tareq Ahram (Eds.). Springer International Publishing, Cham, 13–18.
- [218] Lenja Sorokin, Ronée Chadowitz, and Nina Kauffmann. 2019. A Change of Perspective: Designing the Automated Vehicle as a New Social Actor in a Public Space. In *Extended Abstracts of the 2019 CHI Conference on Human Factors in Computing Systems* (Glasgow, Scotland UK) (*CHI EA '19*). Association for Computing Machinery, New York, NY, USA, 1–8. <https://doi.org/10.1145/3290607.3299044>
- [219] Agnieszka Stelling-Kończak, Marjan Hagenzieker, Jacques JF Commandeur, Martijn JH Agterberg, and Bert van Wee. 2016. Auditory localisation of conventional and electric cars: Laboratory results and implications for cycling safety. *Transportation research part F: traffic psychology and behaviour* 41 (2016), 227–242.
- [220] A Stelling-Kończak, WP Vlakveld, P Van Gent, JFF Commandeur, B Van Wee, and M Hagenzieker. 2018. A study in real traffic examining glance behaviour of teenage cyclists when listening to music: results and ethical considerations. *Transportation research part F: traffic psychology and behaviour* 55 (2018), 47–57.
- [221] Jason Thompson, Jasper S Wijnands, Giovanni Savino, Brendan Lawrence, and Mark Stevenson. 2017. Estimating the safety benefit of separated cycling infrastructure adjusted for behavioral adaptation among drivers: an application of agent-based modelling. *Transportation research part F: traffic psychology and behaviour* 49 (2017), 18–28.
- [222] Birgitta Thorslund and Anders Lindström. 2020. Cyclist strategies and behaviour at intersections. Conscious and un-conscious strategies regarding positioning. *Transportation research part F: traffic psychology and behaviour* 70 (2020), 149–162.
- [223] Katrien Torfs and Uta Meesman. 2019. How do vulnerable road users look at road safety? International comparison based on ESRA data from 25 countries.

- Transportation research part F: traffic psychology and behaviour* 63 (2019), 144–152.
- [224] Dayna Touron, William Hoyer, and John Cerella. 2005. Cognitive Skill Learning: Age-Related Differences in Strategy Shifts and Speed of Component Operations. *Psychology and aging* 19 (01 2005), 565–80. <https://doi.org/10.1037/0882-7974.19.4.565>
- [225] Dwi Phalita Upahita, Yiik Diew Wong, and Kit Meng Lum. 2018. Effect of driving experience and driving inactivity on young driver's hazard mitigation skills. *Transportation research part F: traffic psychology and behaviour* 59 (2018), 286–297.
- [226] Sergio A Useche, Luis Montoro, Jaime Sanmartin, and Francisco Alonso. 2019. Healthy but risky: A descriptive study on cyclists' encouraging and discouraging factors for using bicycles, habits and safety outcomes. *Transportation research part F: traffic psychology and behaviour* 62 (2019), 587–598.
- [227] T Bedirhan Ustün, Somnath Chatterji, Jerome Bickenbach, Nenad Kostanjsek, and Margie Schneider. 2003. The International Classification of Functioning, Disability and Health: a new tool for understanding disability and health. *Disability and rehabilitation* 25, 11-12 (2003), 565–571.
- [228] J Uttley, YM Lee, R Madigan, and N Merat. 2020. Road user interactions in a shared space setting: Priority and communication in a UK car park. *Transportation Research Part F: Traffic Psychology and Behaviour* 72 (2020), 32–46.
- [229] A Richard A van der Horst, Martijn C Thierry, Jasper M Vet, and AKM Fazlur Rahman. 2017. An evaluation of speed management measures in Bangladesh based upon alternative accident recording, speed measurements, and DOCTOR traffic conflict observations. *Transportation research part F: traffic psychology and behaviour* 46 (2017), 390–403.
- [230] Wouter van Haperen, Stijn Daniels, Tim De Ceunynck, Nicolas Saunier, Tom Brijs, and Geert Wets. 2018. Yielding behavior and traffic conflicts at cyclist crossing facilities on channelized right-turn lanes. *Transportation research part F: traffic psychology and behaviour* 55 (2018), 272–281.
- [231] Pieter Vansteenkiste, Linus Zeuwts, Mariëtte van Maarseveen, Greet Cardon, Geert Savelsbergh, and Matthieu Lenoir. 2017. The implications of low quality bicycle paths on the gaze behaviour of young learner cyclists. *Transportation Research Part F: Traffic Psychology and Behaviour* 48 (2017), 52–60.
- [232] J Pablo Nuñez Velasco, Haneen Farah, Bart van Arem, and Marjan P Hagenzieker. 2019. Studying pedestrians' crossing behavior when interacting with automated vehicles using virtual reality. *Transportation research part F: traffic psychology and behaviour* 66 (2019), 1–14.
- [233] Mônica Soares Velloso and Maria Alice Prudêncio Jacques. 2012. On-the-spot study of pedestrian crashes on Brazilian Federal District rural highways crossing urban areas. *Transportation research part F: traffic psychology and behaviour* 15, 5 (2012), 588–599.
- [234] Valeria Vignali, Margherita Pazzini, Navid Ghasemi, Claudio Lantieri, Andrea Simone, and Giulio Dondi. 2020. The safety and conspicuity of pedestrian crossing at roundabouts: the effect of median refuge island and zebra markings. *Transportation research part F: traffic psychology and behaviour* 68 (2020), 94–104.
- [235] Willem Vlaskveld, Sander van der Kint, and Marjan P Hagenzieker. 2020. Cyclists' intentions to yield for automated cars at intersections when they have right of way: Results of an experiment using high-quality video animations. *Transportation research part F: traffic psychology and behaviour* 71 (2020), 288–307.
- [236] Benjamin Völz, Holger Mielenz, Igor Gilitschenski, Roland Siegwart, and Juan Nieto. 2018. Inferring pedestrian motions at urban crosswalks. *IEEE Transactions on Intelligent Transportation Systems* 20, 2 (2018), 544–555.
- [237] Tamara von Sawitzky, Philipp Wintersberger, Andreas Löcken, Anna-Katharina Frison, and Andreas Riener. 2020. Augmentation Concepts with HUDs for Cyclists to Improve Road Safety in Shared Spaces. In *Extended Abstracts of the 2020 CHI Conference on Human Factors in Computing Systems* (Honolulu, HI, USA) (CHI EA '20). Association for Computing Machinery, New York, NY, USA, 1–9. <https://doi.org/10.1145/3334480.3383022>
- [238] Tamara von Sawitzky, Philipp Wintersberger, Andreas Löcken, Anna-Katharina Frison, and Andreas Riener. 2020. Augmentation Concepts with HUDs for Cyclists to Improve Road Safety in Shared Spaces. In *Extended Abstracts of the 2020 CHI Conference on Human Factors in Computing Systems*. Association for Computing Machinery, New York, NY, USA, 1–9.
- [239] Marcel Walch, Mark Colley, and Michael Weber. 2019. CooperationCaptcha: On-The-Fly Object Labeling for Highly Automated Vehicles. In *Extended Abstracts of the 2019 CHI Conference on Human Factors in Computing Systems* (Glasgow, Scotland UK) (CHI EA '19). Association for Computing Machinery, New York, NY, USA, 1–6. <https://doi.org/10.1145/3290607.3313022>
- [240] Marcel Walch, Kristin Mühl, Martin Baumann, and Michael Weber. 2018. Click or Hold: Usability Evaluation of Maneuver Approval Techniques in Highly Automated Driving. In *Extended Abstracts of the 2018 CHI Conference on Human Factors in Computing Systems*. ACM, Association for Computing Machinery, New York, NY, USA, LBW090.
- [241] Marcel Walch, Marcel Woide, Kristin Mühl, Martin Baumann, and Michael Weber. 2019. Cooperative Overtaking: Overcoming Automated Vehicles' Obstructed Sensor Range via Driver Help. In *Proceedings of the 11th International Conference on Automotive User Interfaces and Interactive Vehicular Applications* (Utrecht, Netherlands) (AutomotiveUI '19). Association for Computing Machinery, New York, NY, USA, 144–155. <https://doi.org/10.1145/3342197.3344531>
- [242] Francesco Walker, Debargha Dey, Marieke Martens, Bastian Pflöging, Berry Eggen, and Jacques Terken. 2019. Feeling-of-Safety Slider: Measuring Pedestrian Willingness to Cross Roads in Field Interactions with Vehicles. In *Extended Abstracts of the 2019 CHI Conference on Human Factors in Computing Systems* (Glasgow, Scotland UK) (CHI EA '19). Association for Computing Machinery, New York, NY, USA, 1–6. <https://doi.org/10.1145/3290607.3312880>
- [243] Ian Walker and Mark Brosnan. 2007. Drivers' gaze fixations during judgements about a bicyclist's intentions. *Transportation research part F: traffic psychology and behaviour* 10, 2 (2007), 90–98.
- [244] Minjuan Wang, Sus Lundgren Lyckvi, and Fang Chen. 2016. Same, Same but Different: How Design Requirements for an Auditory Advisory Traffic Information System Differ Between Sweden and China. In *Proceedings of the 8th International Conference on Automotive User Interfaces and Interactive Vehicular Applications* (Ann Arbor, MI, USA) (AutomotiveUI '16). Association for Computing Machinery, New York, NY, USA, 75–82. <https://doi.org/10.1145/3003715.3005450>
- [245] Fred Wegman, Letty Aarts, and Charlotte Bax. 2008. Advancing sustainable safety: National road safety outlook for The Netherlands for 2005–2020. *Safety Science* 46, 2 (2008), 323–343.
- [246] Gesa Wiegand, Christian Mai, Kai Holländer, and Heinrich Hussmann. 2019. InCarAR: A Design Space Towards 3D Augmented Reality Applications in Vehicles. In *Proceedings of the 11th International Conference on Automotive User Interfaces and Interactive Vehicular Applications* (Utrecht, Netherlands) (AutomotiveUI '19). Association for Computing Machinery, New York, NY, USA, 1–13. <https://doi.org/10.1145/3342197.3344539>
- [247] Michele A Williams, Caroline Galbraith, Shaun K Kane, and Amy Hurst. 2014. Just let the cane hit it: how the blind and sighted see navigation differently. In *Proceedings of the 16th international ACM SIGACCESS conference on Computers & accessibility*. ACM, Association for Computing Machinery, New York, NY, USA, 217–224.
- [248] Jacob O Wobbrock, Shaun K Kane, Krzysztof Z Gajos, Susumu Harada, and Jon Froehlich. 2011. Ability-based design: Concept, principles and examples. *ACM Transactions on Accessible Computing (TACCESS)* 3, 3 (2011), 9.
- [249] Jing Xu, Juan Liu, Weina Qu, Yan Ge, Xianghong Sun, and Kan Zhang. 2018. Comparison of pedestrian behaviors between drivers and non-drivers in Chinese sample. *Transportation research part F: traffic psychology and behaviour* 58 (2018), 1053–1060.
- [250] Xuecai Xu, Xiangjian Luo, Changxi Ma, and Daiquan Xiao. 2020. Spatial-temporal analysis of pedestrian injury severity with geographically and temporally weighted regression model in Hong Kong. *Transportation research part F: traffic psychology and behaviour* 69 (2020), 286–300.
- [251] Xiaobao Yang, Mohamed Abdel-Aty, Mei Huan, Bin Jia, and Yichuan Peng. 2016. The effects of traffic wardens on the red-light infringement behavior of vulnerable road users. *Transportation research part F: traffic psychology and behaviour* 37 (2016), 52–63.
- [252] Roya Bastani Zadeh, Mehdi Ghatte, and Hamid Reza Eftekhari. 2017. Three-phases smartphone-based warning system to protect vulnerable road users under fuzzy conditions. *IEEE Transactions on Intelligent Transportation Systems* 19, 7 (2017), 2086–2098.
- [253] Jingyi Zhang, Erik Vinkhuyzen, and Melissa Cefkin. 2018. Evaluation of an Autonomous Vehicle External Communication System Concept: A Survey Study. In *Advances in Human Aspects of Transportation*, Neville A Stanton (Ed.). Springer International Publishing, Cham, 650–661.
- [254] Xi Zhang, Hao Chen, Wenyan Yang, Wenqiang Jin, and Wangwang Zhu. 2020. Pedestrian Path Prediction for Autonomous Driving at Un-Signalized Crosswalk Using W/CDM and MSFM. *IEEE Transactions on Intelligent Transportation Systems* 2020, 1 (2020), 1–13.
- [255] Xiangling Zhuang and Changxu Wu. 2012. The safety margin and perceived safety of pedestrians at unmarked roadway. *Transportation research part F: traffic psychology and behaviour* 15, 2 (2012), 119–131.
- [256] Raphael Zimmermann and Reto Wettach. 2017. First Step into Visceral Interaction with Autonomous Vehicles. In *Proceedings of the 9th International Conference on Automotive User Interfaces and Interactive Vehicular Applications* (Oldenburg, Germany) (AutomotiveUI '17). Association for Computing Machinery, New York, NY, USA, 58–64. <https://doi.org/10.1145/3122986.3122988>